

# ADVENTURE Info's

## ALAMANDA VILLAS, POOL & ADVENTURE



This booklet is to help you with all  
kind of info  
About; living, tour, sightseeing  
and much more.  
In never ending Yogyakarta



If You find any difficulties to decide Your tour,  
don't hesitate to find us.

We will give our best to help you.

### ALL OUR TOURS ARE PRIVATE TOURS

So when You ARRIVE at Alamanda Villas

We love to talk with You about the thinks You like to do!

All the day tours in this book are ONLY  
an example what you can do in an day!

Soon You arrive we design YOUR HOLIDAY!  
(step by step)

ENJOY YOUR STAY

*We Like You to Feel Home at Our Villas*



**yogyal111**

**Short telegram style view of  
the 10 famous highlights, short visit**

***Part 1***

**General information.  
Costs for day out**

***Part 2***

**The Historic **Old City** of Yogyakarta,  
with Kraton, President Palace,**

***Part 3***

**Visit Buddhist temple **Borobudur**  
and surroundings.**

***Part 4***

**Unique Hindu temple **Prambanan**  
Ramayana ballet and surroundings**

***Part 5***

**Indonesia's most active volcano  
Merapi well worth a visit**

***Part 6***

**Kulon Progo region, **The beautiful  
hinterland** of Yogyakarta,**

***Part 7***

**The Indian Ocean, its power, the  
beach, and fresh fish. Parangtistich**

***Part 8***

****White Beaches**,  
Ocean views, eating fresh fish.**

***Part 9***

***Part 10***

In the next 70 pages,

we give you an idea of the many possibilities Yogyakarta Region has.

Certainly know that we can put together a wonderful day for everyone.

## A small impression what to see in the Special Region of Yogyakarta and that's a lot.



**Because Yogyakarta is a region, not a city, (3.6 million people)**

**and has the size of 50 % of Bali, (but our roads are much much better!)**

**so it is a very big area you can't see all in a few days!**

**Yogyakarta City is a very small part of the province and  
this the historical basis of the independent Indonesia at 17 8 1945,  
it is the center of the province of Central Java.**

**Yogyakarta is a great base you can easily travel to**

**The surrounding cities such as Semarang and Solo be reached with a 2-hour drive!**

**Actually, there is no other region in Indonesia  
where there are so many different possibilities to visit.  
And really for every age and interest group.**

*History, Culture, Art, Culinary, Hiking,  
Cycling, Nature, Forests, White Beaches, Volcanoes!  
But it is also still Real Indonesia by the lifestyle of most local people.  
Just 1 km outside the city you are in 50 years and more back lifestyle.  
So really nice local markets, and traditional shops  
But the city is also a bustling Young Student city,  
with 500,000 students and 92 Universities!  
Young people bring, coffeshops, bars, live music restaurants and nightlife!*

**Indonesia is changing fast so also malls, brand new cinemas,  
the best hospitals from Indonesia (most famous academic hospital also)  
So you can visit a local hairdresser, or a modern barbershop, all is possible.**

**In the REGIO YOGYAKARTA**





## Short telegram style

**Our tour book has more than 100 pages  
for the guests who only stay here for 3 or 4 days.  
the Top 10 list of beautiful tours with page numbers.**

The Javanese original downtown of Yogyakarta,  
Kraton, Water Palace, Malioboro street, local market.

**Page (s)  
12**

Borobudur visit, and temple visit

**Page (s)  
42**

Whitewater rafting on the Progo River

**Page (s)  
48**

Prambanan temple visit

**Page (s)  
56**

Ramayana ballet, performance Prambanan

**Page (s)  
57**

Jeep tour on the lava of Merapi Volcano

**Page (s)  
66**

Hinterland jogjakarta with waterfalls, mountains

**Page (s)  
77**

The beaches of Yogyakarta, Parangtritis,  
eating fresh fish on the beach

**Page (s)  
91**

Float through the cave on an inner tube  
Descend into the Jomblang Cave

**Page (s)  
103/105**

Batik art, Silver workshops

**Page (s)  
14 / 15**

# Cost information of an "all day" private tours

2

## Enjoy this beautiful country, with our team!!

It is best to discover this country together with someone "from" this beautiful country.

*Because just in your own country, if you don't know the places, you always come only in the places where mass tourism comes!*

**We do everything in-house;** So that you (*but also we*) can be sure that you go out safely, and with an expert good English-speaking driver/guide!

*Our team, will not take you to the commercial or commission paying places, as unfortunately is normal in many tourist areas!*

**Our young team, is permanently employed by us,** mostly more than 10 years and receives a good salary, and therefore, just like us, are happy to surprise you again and again.

From experience, we have discovered, that the best way to enjoy 100% of your tour is with **our luxury 6 seater minibus or SUV.** You sit high and have a beautiful view all around you.

**While we are of the opinion that the journey to the site is at least as important as the attraction to be visited.** Often it is precisely the spontaneous stops along the way, if we see something that makes your holiday special and interesting!

**Our tour day rates are based on;**

*The full day tour with our experienced English-speaking private guide/driver. A program that is PERSONALLY composed for you, with our comfortable 6-seater minibus or our 4-seater SUV, including fuel costs for tours in the Yogyakarta region.*

**It goes without saying that we will advance the additional costs;** such as parking fees, small tips for local people during your visit, and any entrance fees for you, and will state these later on your final bill.

**Your guide will also ensure free bottled water is in the car the whole day.**

We are famous for the personalized attention of our staff throughout your day tour.

He will also regularly surprise you, to try local snacks and drinks. (*this nice and cheap surprises are not including you understand*)

**We are happy to show you the real life of Jawa;**

And regularly visit individuals who make local products

So you can see the process and meet the nice hardworking people.

*We think it's normal that we / or you give them an extra pocket money for these visits, mostly around 20.000 Rp. (1,50 €)*

**You and your fellow traveler are our most important guests at the time,**

*So the tours are written as a basic idea for the day trip, in consultation with you, we always adjust our tours daily to the wishes and interests of our guests.*

*That is why we ensure that you always have a permanent guide who will quickly become your best friend these days.*



**Hastono**  
Manager / Guide



**Jovi**  
Manager / Guide



**Anton**  
All round Guide



**Awang**  
Boss / Guide

**A full day with our team is 750,000 Rp. 47,50 € / 51 \$**

**A Morning our Afternoon tour is 450.000 Rp. 28 € / 31 \$**

*Morning is between 07.00 and 13.00*

*Afternoon is between 13.00 and 19.00*

**Indonesia is a tricky one when it comes to insurance and liability.**

**We therefore assume that all our guests**

**who use our services have good travel insurance.**

**This also applies to the attractions to be visited, and temples etc.**

**(Indonesian insurance only covers local price costs of accidents!)**

# Welcome to Alamanda Villas Yogyakarta ADVENTURE

In front of you is our tour book 2023/2024  
it has become a gigantic book and is still growing daily.

We have set it up in areas  
Old city, Borobudur, Prambanan, Mountains,  
Beaches, Caves Educative, Art, Kids, Musea.

So that you can see a bit of what is on which side of Yogyakarta region to see.  
Yogyakarta is 50% of Bali area! only with much better roads,  
so all can be visited within 90 minutes.

The first few pages give a very brief description of the famous locations  
That everyone knows and those who stay short will definitely want to see.  
Behind this brief information is the page numbers.  
So that you get all the information you need to be well prepared for a visit.

The Alamanda team may be slightly different from most tourist tours.  
For us, the tour program is an addition to your stay  
and an attempt to make you come back to this unique environment in the future.

Our team works mostly for more than 10 years with us full time.  
They are part of our family and co owners as well.

So trust us we love to show you the real Indonesia , Java, Yogyakarta,  
from our heart and passion for hospitality.

Believe us the tour price is based on real costs to show you our area.  
And is part of the hospitality you book at our villas.

## Our motto is and will remain

*"Nothing must, everything is allowed"*  
*"Time is not a factor, being happy is the magic word."*  
*"If you don't ask, we can't answer"*  
*"We are happy,*




*Our 2nd book that is in your villa,  
is all about enjoying the food while visiting Indonesia.*

*Of course our own famous restaurant "Rosella kitchen by Richie"  
300 meters from our resort and part of our formula.  
With the famous "Rijsttafel"*

*But also dozens of eateries in Jogjakarta and the surrounding area.  
And an explanation of the dishes you will encounter during your trip  
through Indonesia.*

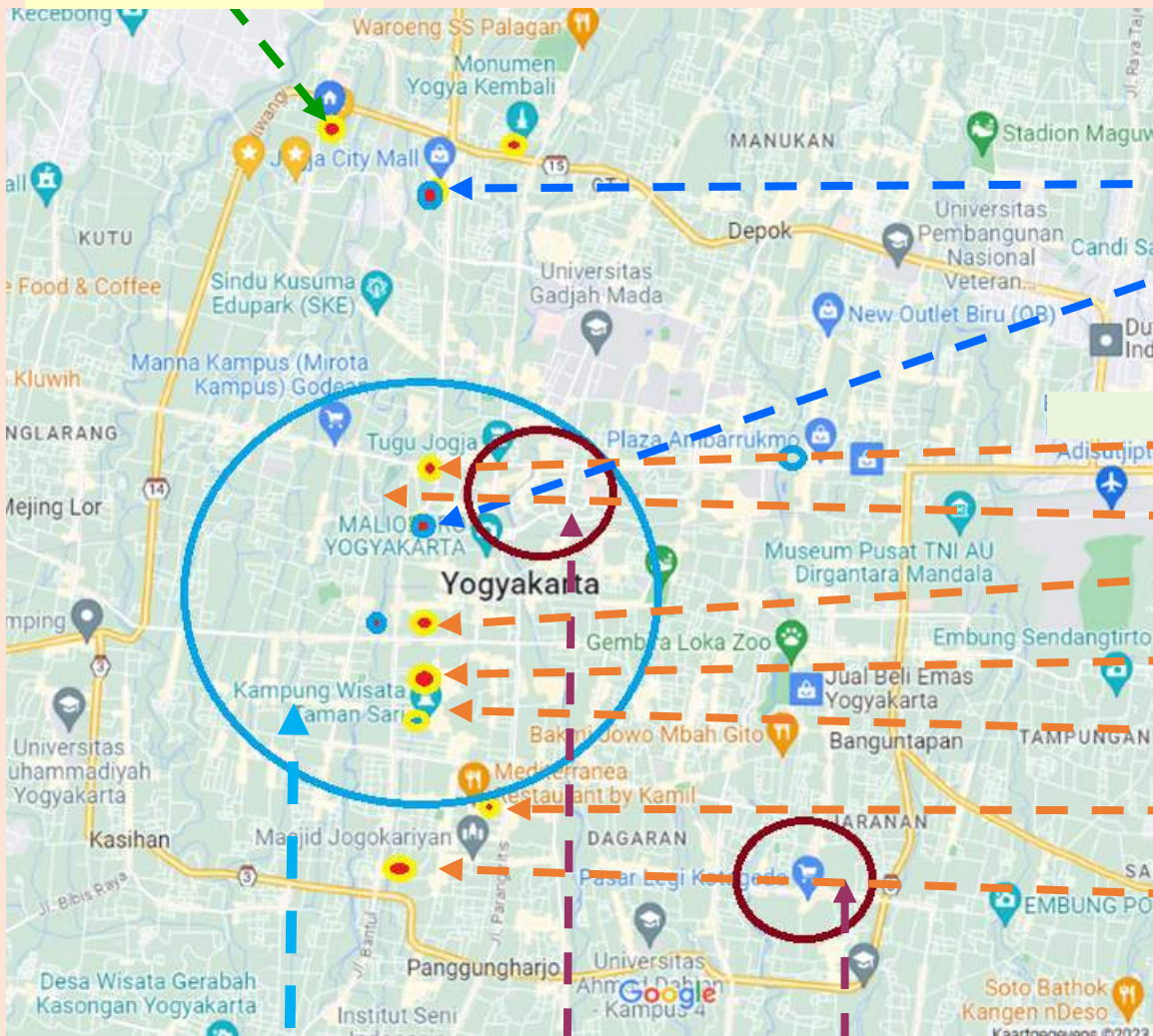
But also, bars, beaches clubs, nightclubs, disco's  
Yogyakarta is also a vibrant student city, with something for everyone.





## City Centre Yogyakarta area

**Alamanda Villas  
Yogyakarta**



**Yogya City Mall**

**Malioboro Mall**

**Tugu monument**

**Tugu train station**

**Fort Vredeburg**

**Kraton**

**Watercastle**

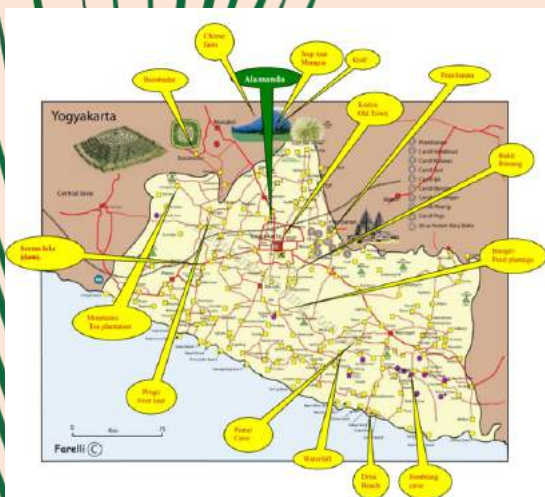
**Batik aera**

**Bird market**

**Old City**

**Kota Baru**

**Silver town  
Kota Gede**





# Around Alamanda Villas



**makes a 2 hour walking or mopet tour in our backyard  
and discover the real Indonesia,**



**BEST TIME :** Any time in the day  
Best begin of the morning our end of the afternoon (because the sun!)



**A nice way to explore the area near Alamanda is with our e mopets, or by bicycle, it is also a nice walk on foot**



**This wonderfull tour by E –Mopets just behind our house, takes about 2 hours.**

**And can be done any time you like, (nice on arriving day).**

**Our guide will tell you, all about the live on the COUNTRY.**

**And you will for SURE enjoy it .**

**Flying over the small local roads, on a E-BIKE is a great Adventure. Cost is € 5 a person**





# Walk Around Alamanda Villas

One of the highlights of many of our guests is an approximately 2 hour walk, with many stops through the local village (Trini) . Which is a 400 m walk from our villas.



**BEST TIME :** Any time in the day

Here you will still encounter the real Indonesia, you will see that the average Indonesian lives at the moment, very relaxed, with little need for luxury, and has a pace of life adapted to the tropics.

But also how people spend the day, the chickens around the house, the fish ponds, cozy little eateries, all kinds of crafts, everyone has a very small mini company, grated coconut, making Wayang puppets, hairdresser, baskets, making paper bags, of course for the door rice, peanuts and corn just dry on the street.

An prawn cracker factory, and a nice lady who just sits on the floor, makes emping (nut prawn crackers) with a hammer. The school children and their school are certainly worth a few photos.



But especially the friendliness and hospitality of these people will please you.

Life without major worries is an ideal for many, without luxury but also without haste and obligations.

Enjoy today, tomorrow is another day and then we'll see how it is. For the most part people still live with 3 or 4 generations in a house and everyone takes care of each other.





# City walk around old city

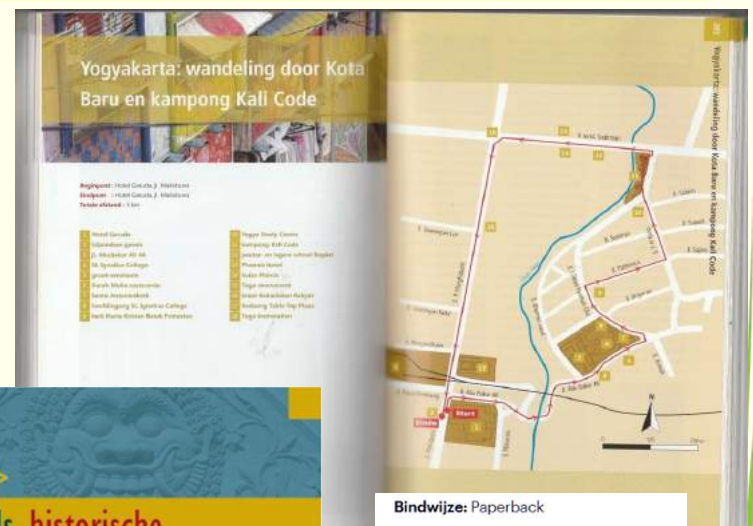
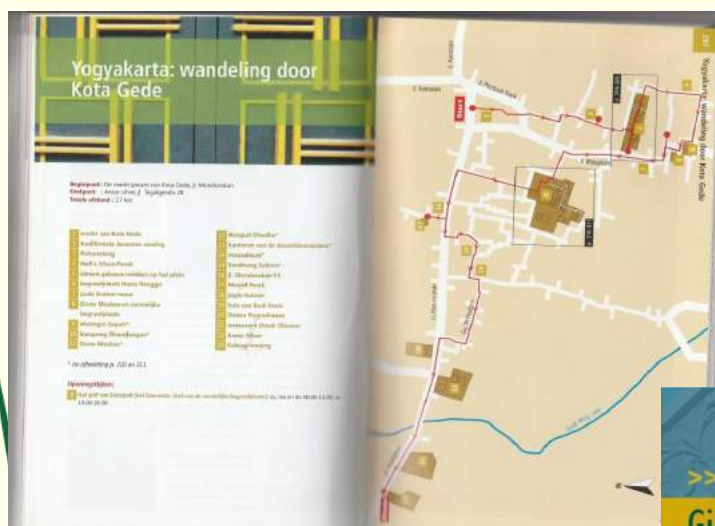


*Walking through those 3 different famous parts of Yogyakarta city is a delightful experience.*

*We have prepared for you 3 city walks as a mini booklet (Dutch & English) with a detailed description of all the places you pass.*

*You can do this walk with or without our Alamanda guide.*

*Of course, the story comes to life much more, when someone you know on site shows and explains the special things. Also, it helps you to get your purchases at a normal price, which you often peel all the cost of the guide.*



**The very extensive book by Emile Leushuis, contains a lot of historical information about Medan, Jakarta, Cirebon, Bandung, Semarang, Yogyakarta, Surakarta, Surabaya and Malang**



Bindwijze: Paperback

**50,-**

Alleen tweedehands

Als nieuw  
IN NIEUWSTAAT

Uiterlijk 29 juni in huis ①

Verkoop door Boekhandel DE VAART 9.3

In winkelwagen



✓ Bestellen en betalen via bol.com  
✓ Prijs inclusief verzendkosten, verstuur



# TOUR Old City

## TRADITIONAL YOGYAKARTA OLD CITY

**FOR YOUR FIRST DAY IN YOGYAKARTA,**  
**WE RECOMMEND YOU THIS TOUR.** So you can know more  
about Yogyakarta, the weather, lifestyles, and culture.



**BEST TIME : ± 08.30 - 09.30**

**KRATON (SULTAN PALACE)** Monday closed, Sunday is best day

Royal palaces are always, impressive to visit, so is the Kraton of Yogyakarta, where there is still a Sultan the Regent (King) of the entire province of Yogyakarta.

A walk through a part of the palace that is open to the public gives a nice picture of the old Javanese architectural style.

You can take a tour through that area with a guide.

Every day there is a musical or Javanese dance performance in the large Java Joglo, which has served as a welcome for guests of the king for centuries, between 10.30 and 12.00.

Of course there are also some exhibition space about the history and wealth of the king. We will spend our time at this place for about 1 hour.



**PASAR BERINGHARJO** THE LARGEST LOCAL MARKET IN YOGYAKARTA

*This very large local market has a region, but also a wholesale function.*

*It was built in the colonial Dutch period, and you can see that on the outside of the building and the ground floor of this immense building.*

*There is no better place to get to know Indonesia by walking through it, so we take you with pride and pleasure to the various different departments, from textiles, bridal clothing, shoes, bags, household items, the department that you can already smell from afar, where all herbs, from 50 grams to 50 mkg are traded, You can feel, smell and see everything here.*

*A unique experience, especially together with your guide who will explain what it is and let you taste and smell it.*

*You will also meet REAL Indonesia here, the friendly people who sell and buy here, and you will be one of the rare keyboard players walking around in Valhalla*



**FAMILY BATIK COMPANY**

*We will visit a small family batik company that active from 1940.*

*This place is located in the old Dutch colonial houses area, built in the early 1900. They are very nice people (not touristic) who love to teach students to preserve the culture.*

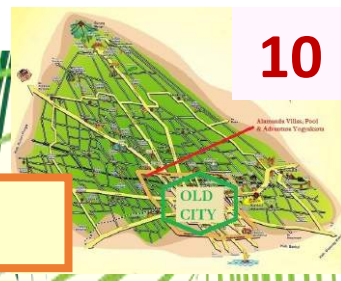
*We are good friends with them and are happy to show you around the small beautiful company, so that you can see all the stages of making original batik.*



Tour can also be split in 1  
Two ½ Day's

# TOUR Old City 2e part

## TRADITIONAL YOGYAKARTA OLD CITY



There are of course 1000 options for lunch

*If you like we invite you to try Gudeg*

*(long cooked young jackfruit with coconut milk and palm sugar, with rice and 'tempe'-fermented soybean)*

*or the best Soto Ayam in town (Indonesian chicken soup)*



After you lunch we Passing the (old Dutch)  
SUGAR-CANE COMPANY

*On the way to Kasonang we passing , a view nice short stops, like the Sugar- Cane production, the Dutch had more than 120 sugar production factories in Indonesia and 60% of them are still active . Of course they also produce alcohol from the left over for industrial use!*



A sort visit Krupuk Blek (Indonesian fried cracker) production

*Krupuk blek is a very popular cracker throughout Indonesia. In Indonesia, you can get any kind of crackers. Like, seriously. Any kind. From prawn, fish, squid, rice crackers to cassava crackers. They also come in various shapes . Blek is made from Cassava*



Kasonang the show window of handicraft production

*In the same area is Handicraft area Kasongan. Here are the place for pottery and art work production. Some of Kasongan's products have touched foreign markets and most you see in Bali are from here.*

Here also take short break, to enjoy local drink, hot or cold Under the trees on side of and nice river, so lovely cool place.




*After full day of new experiences, we love to drive you home for refresh and suggest you to visit our restaurant "Rosella Kitchen by Richie" to try the traditional Java Cuisine in a romantic place. of course also western food, and is 300 meters walk from Alamanada villas*



This is basic set up for the tour.

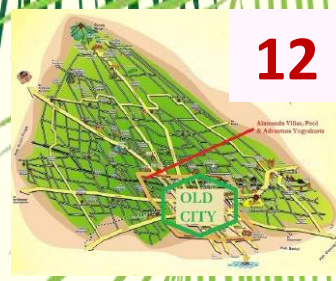
We easy switch the items, change with items that you like to see, See our Blocks info.

like Water-Palace, Bird market, art galleries, lurik weaving and 10 more options.





to combine Old City area  
*Behind the Kraton heart of the city*



## Taman Sari Water Palace

### Venture to the water palace: Taman Sari

Europe is not the only place where you can enjoy the beauty of 18th century architecture.

The palace, which has several pools and scents of flowers deliberately planted on the surrounding man-made islands, was built as a gift to the wives of the then ruler of Yogyakarta, Sultan Hamengku Buwono I, by Portuguese architects.

After going through the winding corridor to the tower, you can go down the stairs past the Great Gate to Tajug, an underground passageway that serves as a bunker and also a connection between Taman Sari and the palace and Pulo Kenongo.

This place has many hidden secret rooms, one of which is the weapons store. From here, the journey can continue to Sumur Gumuling, an underground mosque designed with a good acoustic side. In ancient times, when the priest led the prayer, the priest's voice could be heard loudly in all directions.

**Taman Sari entrance ticket: Rp 50,000**

**Location: Opening hours: 09:00 - 14:00**

it is a 10 minute walk from the Kraton



## Around the water castle

There are many narrow streets, with small workers' houses of the staff of the Kraton.

(previously more than 8000 employees)

Now it is an area with nice restaurants, lots of art galleries, little shops, lovely friendly hospitable people

The "street art" in this district is even world famous.

Nice 1 to 2 hours walk and enjoy.





# Batik making

## Tradional or as Art



**A unique experience for Young but certainly also for Old !**  
**With the help of Melinda, a very zellige young lady who speaks perfect English,**  
**make your own wall decoration from Batik.**  
**Really everyone can do it, wonderful to do and one of the most beautiful holiday memories on the wall at home.**  
**1 color small canvas + 1 hour work 25 x 25 cm 5 €**



### Short Batik Workshop

- monday - saturday (for sunday please confirm 2 days before)
- included: cotton cloth size 25 x 25 cm, 1 time coloring process
- between 9 am - 3 pm (1-2 hours process)
- max come to our gallery 1.30 pm
- free drink

**75k /Person**

Contact Us: Batik Seno, Mantriheron mj 3/801 Yogyakarta 55143  
 Andi +62 856 4335 7141 / Linda +6281 827 3600. @batikseno\_jogja

### Batik Workshop

#### Small Size

- monday - saturday (for sunday please let us know 2 days before)
- between 9 am - 3 pm (2-3 hours process)
- Max. 10 persons / session
- max. come to our gallery at 12.30 pm
- including : cloth size 30 x 30 cm, 2 times coloring process
- free drink

**IDR 200K/ person**

**CONTACT PERSON**  
 Andi +62856 4335 7141  
 Linda +6281 827 3600

**MORE CONTACT INFO:**  
 Batik Seno  
 Mantriheron mj 3/801 Jogja  
 lg: @batikseno\_jogja

### Full Process Batik Workshop

- monday - saturday (for sunday please confirm 2 days before)
- included: cotton cloth 45 x 50 cm, 3 times coloring process (4 - 5 hours process)
- between 9 am - 3pm
- Max 10 persons
- max. come to our gallery at 10 am
- free drink and souvenir

**300K/ person**

Batik Seno  
 Mantriheron mj 3/801 jogja - 55143  
 ph. +6285643357141/+62818273600

*Would you like to buy something nice for the wall for a fair price, or would you just like to enjoy the hundreds of batik paintings that hang on the wall in the studio, which are usually made by Andi's brother? we pass it on our drive anyway and a stop is 30 minutes of coloring fun.*



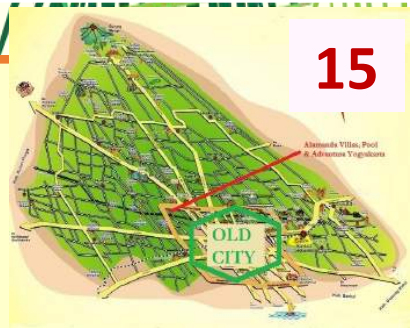


# Make you own Yogya Silver Decoration

in about 2,5 h.

## Workshop

Only on reservation before !!!



### Our very popular Short Course (easy for EVERY AGE!!)

The duration of this short course is 1 -2 hours.

You will be instructed by a silversmith to make either a ring, earrings, or pendant in just a short time.

The participants do all the processes from-designing through to forging, carving, soldering, polishing etc.

The instructor will only demonstrate and help to improve your items.

By the end of the course, you will be proud of the results and not believe that you just made the jewellery by yourself.

The best time is from 09.00 till 11.00 or 13.00 till 15.00 Instruction in English or French

Make your own ring or hanger, earring (4 grams silver)

Silver course a person incl. The material is ± 300.000 Rb 18 € / 22 \$  
( depende the size of the ring, hanger...)



### Full day Course

With more time and more material, you can make more intricate silver jewellery.

Also, many who completed the short course return and join this session in order to improve on their skills.

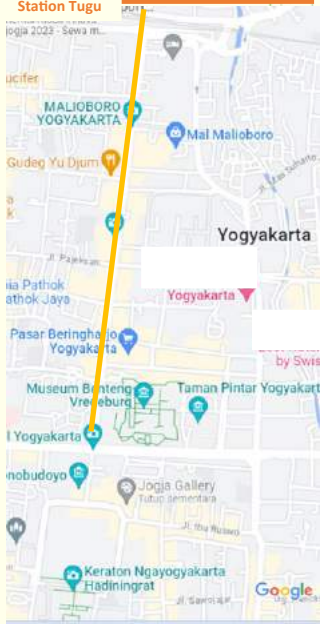
09.00 am – 03.00 pm (1 hour lunch break)

You will enjoy:

- Use of craftsman tools
- 6 hours of instruction (Indonesian, English and French speaking silversmith)
- Your personally created piece of silver jewellery (8 grams maximum)
- Lunch with local menu

Silver course a person incl. The material is ± 500.000 Rb 32 € / 38 \$  
( depende the size of the ring, hanger...)

## shopping paradise: Malioboro Street



**From batik shirts, shoes, to miniature rickshaws, you can find everything on Malioboro Street.**

Because since colonial times this road has been famous as the business and shopping center of Yogyakarta. The sound of traditional gamelan that is intertwined with the voice of the street vendors will accompany you during souvenir shopping here.

All kinds of handicrafts, jewelry, batik clothes, as well as cheap sweatshirts you can find easily.

And like other traditional markets in Indonesia, the price is very low.

Moreover, if you are persistent in bidding, then all can be obtained at half the price!

Basically it is only a place to shop, in the area along Malioboro Street

While in Jogja, try the famous Bakpia,

or Kopi Jos which is served with hot charcoal coals in it.

There Are not so much restaurants or drinking place, for western guests first days Indonesia! :-)

Except since 2023 , Starbuck, and other western style location.

Yogyakarta is famous for it local food, sitting on the floor and eating with your hands, mostly a lot street vendors that sell food, to take away ( mostly for shop staff!)

*This kind of food places have no fridge, no clean water, and production is not like you used to.*

*We western people are to much used to hygiene!,*

*If we get a view bacteria, we get diaries.*

*( Bali belly we call that because only western people get is!)*

*So be carefully special your firsts days in Indonesia*

### Malioboro Street

Operational Hours: 10.00 – 22.00 (depending on place)



The Malioboro street has been renovated and is now much more of a walking area than before.

The many souvenir stalls, have been moved to a beautiful hall next to Hamzah Batik at the beginning of the street near the fort.

The typical Yogyakarta, eating, sitting on the ground, has been moved to a large area at the end ( close to trainstation Tugu) of the Jl. Malioboro by Hotel Inna Garuda.





**Hamzah Batik**  
Dunia Batik & Cenderamata

17

**If you ask OUR TEAM WHERE TO GO FOR SHOPPING SOUVENIERS  
WE WILL TELL YOU "HAMZAH BATIK "  
at the begin of the Malioboro street opposite the Fort Vredenburg!**

*This store, to the royal palace on Malioboro, is a celebrity in itself.*

*It is a kind of Shop / Museum and entertainment in 1 formula!  
Open daily from 9am to 9pm, 7 days a week.*

*Where your eyes are short, to see everything.  
One of their greatest success is that everything is priced,  
and the prices are very favorable.*

*Plan at least 1 hour for this visit.*

*Hamzah Batik (old name Mirota Batik)*

*is the most complete souvenir mall in Jogja on Jl. Malioboro street  
area just in front of Beringharjo market.*

*The right address for unique handicrafts from Yogyakarta, from  
batik, batik clothing, dolls, statues, miniature temples, bracelets,  
necklaces, paintings, traditional household items to.*

*Upon entering this beautiful store, the first impression visitors feel is  
smelling as fragrant as the aroma of the flowers and the incense that  
is burned. This concept is a strategy to create the impression  
of a piece of real Javanese culture.*

*Upon entering, you will first see a large collection of batik clothing  
from men's, women's to children's clothing, sarongs, spices and more.  
But you can also experience the process of drawing traditional batik  
motifs yourself. For souvenirs, art, and all kinds of antiques and  
curiosa, go to the first floor.*

*A small culinary center Raminten is located on the second floor  
where visitors can enjoy a variety of food and drink, here too, your  
eyes will go round and round! fantastic.*

*The owner of Hamzah Batik is a very creative man  
with a lot sense of atmosphere and art.  
He also owns the famous restaurants Raminten,  
in town and near Merapi Volcano.*

*On the top floor of his shop in Jl. Malioboro,  
is there every Wednesday, Thursday,  
beautiful Javanese dance shows,*

*Friday, Saturday, a unique transvestite, lip-singing show spectacle.  
Cabaret performances, provided by a group of enthusiastic store  
employees and amateurs.*

*The show is very popular, be sure to book 2 days in advance!  
you are sitting on the floor in the stands of the theater!)*

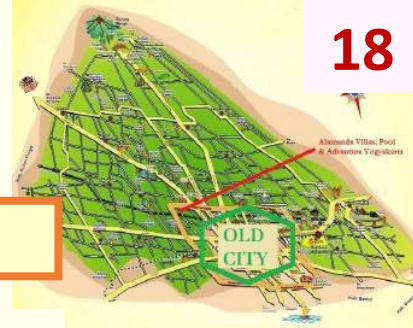
*As you enter as well as outside you will see the statue of the  
owner, who has been a famous transvestite here in  
Yogyakarta for a long time, and proudly started performing  
shows a long time ago.*

*His enthusiasm, and creativity can be seen all over the  
store, And there are also pictures of him as a man in the  
shop. Proud of what he is. That is also possible in Yogyakarta.  
Despite the press, sometimes you believe otherwise.*





to combine Old City area



## Bird Market Pasar Pasty Dongkelan

Till 2010 the Bird Market was located in front of the Taman Sari, then it moved to the ring of Yogyakarta about 15 minutes by Becak from the water castle area.

Original it was a real Javanese market, from the time that a Javanese man was successful when he had the 5 mean things; House, Wife, Horse, Keris, and Birds. That's why it called "BIRDMARKET".

Now in this day's you can buy their every animal Darwin ever encountered. The opinions of our guest are from "Horrible" till "nice we have seen it".

If you visit this place, you have to understand that the Asian way of take care animals is still total opposite the western way of treated animals.

But if you're interested in petting a few bunnies and watching the locals bargain for a pigeon, it is a market to check out.



## Flower & Fruit-tree market at the over side Bird Market

It is you cross the street from the Bird market, you are in the garden of Java.

As small but beautiful market with Orchideem Fruit and other flowers. It takes about 20 minutes to walk around here and enjoy the colors.

Here you can see many fruit trees and orchid species in no time. This is really for local buyers.





to combine Old City area

## Wayang Puppet (Sungging Puppet Skin)



For decades, Java and special the old culture region Yogyakarta is famous for its **shadow puppet industry**. Still family's keep the tradition of work as wayang kulit craftsmen. We know a view off that family's, very well and love to bring you to there workplace.

In the **very small streets** where the **staff from the Sultan lives**. We know a view nice locations. They are there every day and we love to show you what the make and how they make it.

Here we can learn about the types of puppets, from raw materials to the final results.

Outside centre of old Yogyakarta we also know a view very nice family's that make Wayang puppets from leader, so ask and we take care!

## WAYANG KULIT (LEATHER PUPPET) SHOW The Masterpiece of Javanese Performance Arts

Entrance Fee; Rp 50.000

If you want to attend a piece of a wayang performance, you can do that every night in the historical Sonobudoyo Museum, between 20.00 h. and 21.30 h, near Malioboro / Kraton.

You can walk in and out, when you like And it is nice walk around the entire event. 20 minutes is usually enough to see it.

Museums are closed in Indonesia on Monday



Tuesday Wayan shadow puppet show  
Wednesday and Thursday Javanese dance show  
Friday Saturday and Sunday mask puppet show

A nice combination with a visit to the Alun Alun Kidul, where the evenings are the place to relax for Yogyakarta young people.





is at Alun Alun Kidul the heart of the city

## Alun-alun Kidul offers the glamor of Jogja at night

Yogyakarta is also the student city of Indonesia,  
so more than 500,000 students live here.

Which gives the nightlife an extra demise.

Zo en Zo, in Asia, it is always very pleasant in the evening,  
because the evenings are cool,  
so it is wonderful to sit outside and talk with friends.

Every city has what we call an Alun Alun, central park, where the events  
also take place, where the evenings are cozy with lights,  
and as always lots of street eateries.

World famous are the illuminated pedal cars that you can drive around  
the square, started in Yogyakarta, but now very popular all over Asia.

Many local young people come here to relax,  
and sitting on mats on the grass, having some simple food and socializing  
with each other, but enjoying the action around them.  
From driving around in illuminated bicycle cars, with loud music.

Another attraction is renting a blindfold  
and try to walk through the 2 sacred trees (Masangin).  
This used to be part of a ritual, now a game.

If you can blindly walk between the two trees, you can make a wish, it  
seems easy, but give it a try, you will have great fun.

Best time to search is after 7:00 PM to 11:00 PM, it is always busy and fun,  
take 1 hour for this visit. (30 minutes drive from alamanda)

Perfect to combine with the Wayang puppet show in the evening at the

Hire of Trapauto with lighting 50,000 rp for 1 round  
blindfold 10,000 Rp

## Coffee Joss (Kopi Joss) the meeting point in Jogja old town at night

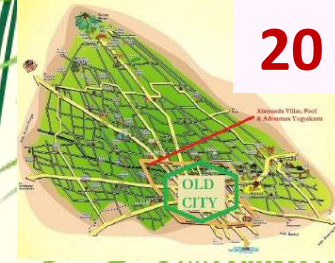

### Let's Drink Charcoal Coffee In Indonesia

The favorite hot drinks is Kopi Joss, coffee offered with hot charcoal plunged in it.  
Some people said they found caramel taste,  
because hot charcoal burn the sugar.

The benefits of such coffee is lower level of caffeine  
after being absorbed by the charcoal or activated carbon.  
It was was resulted from a study done by some students of  
Gadjah Mada University who often hang around there.

Let's get one thing straight:  
kopi joss is no fancy term for a drink  
served in an artisan craft roaster space.  
No, this is coffee served in side-of-the-road food stalls.  
Coffee with a red hot piece of coal dunked in.

Vendors open around 4:00 pm, making kopi joss an evening  
beverage (and allegedly, the charcoal absorbs some of the  
caffeine). A cup will run you 20 to 40 € cents .





## Alamanda area (family fun)

### RAINBOW PARK : TAMAN PELANGI

The flickering lights coming from the lanterns in this place looked like colorful rainbows.


That is the reason why this park is called *Taman Pelangi*. (rainbow park).

We can find various types and shapes of lanterns in Taman Pelangi, starting from the shape of animals, plants, cartoon characters, Tugu Putih miniature, Eiffel Tower miniature, and even the faces of Indonesian leaders.

This place is just 10 minutes drive from Alamanda villa.

And this attraction is popular in the nighttime.

Taman Pelangi is very suitable as a place for traveling with family. Because besides being able to see the beauty of colored lanterns, in this place we can also find various children's games.



### CREATE REVERSE PHOTO: SELFIE WORLD JOGJA

This time there are cool places for you to like that selfie photo. What makes this place to be a mandatory destination you visit during vacation in this student city?

Have you ever seen a friend's photo on your social media, posing upside down in a room?

Interesting of these new tourist attractions indeed are we going to take pictures like we're upside down in a room.

For those of you who like to upload a photo to instagram or other social media, this place is a good recommendation for you.

It only take 15 minutes drive from Alamanda.



Upside Down World Jogja Entrance Fee;  
Adult : Rp 50.000 €3,50 / \$4 per person  
Kids : Rp 30.000 €2 / \$2,50 per person

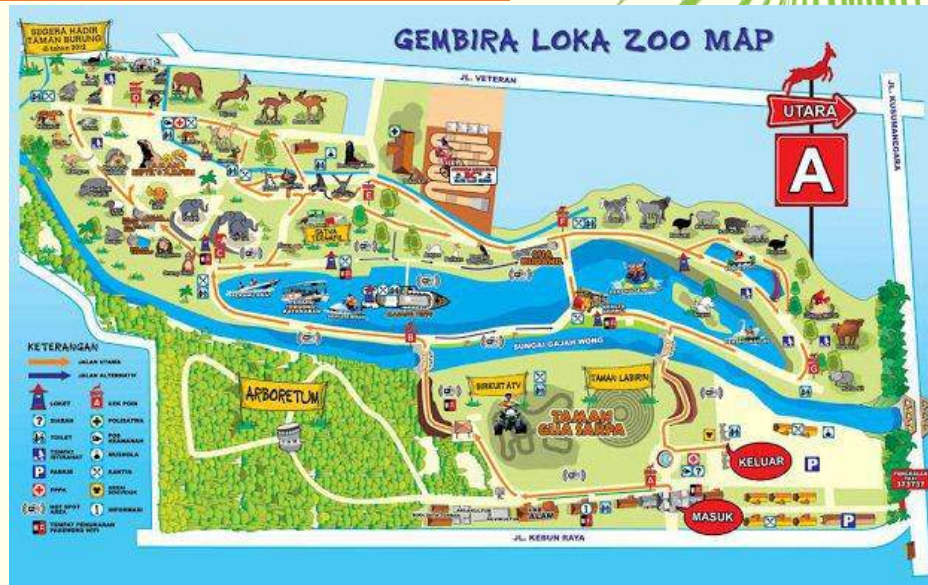




to combine Old City area

## Gembiraloka Zoo

(Gembira means happy and Loka means place).



### Gembiraloka

is a zoo located in old city Yogyakarta. The zoo was built in 1933 in order of Sri Sultan Hamengkubuwono VIII. Initially, Gembiraloka Zoo was built for mostly entertainment purposes, the Happy Place

Sri Sultan Hamengkubuwono IX, changed it in 1960 to a wildlife preserve and public zoo.

There are various wildlife animals or plants, such as:

Mammals (Sumatran Tiger, White Tiger, Camels, Honey Bear, Orang Utan, etc.),

Birds or poultry (Parrot, Eclectus Bayan, Wreathed Hornbill, Green Peacock, etc.),

Reptiles (Tree Monitor/Lizard, Frilled Dragon, Komodo, etc.),

Amphibians (White Lipped Tree Frog, Pacman Frog, Tomato Frog, etc.),

Fish (Discus Fish, Piranha, Niasa, Giant Arapiama Fish, etc.)

and lots of plants and trees, such as: Palm Oil, Secang, Kesambi, etc.

Moreover, there are other things to do:

Catching Fish Arena, Fish Therapy Spa, Elephant Riding, Camel Riding, Banana Boat, Water Bike, Water Scooter .

For those who are tired of walking you can take the train which goes around the park. and you can go around Gembiraloka Zoo without walking .

Most of the animals in the Zoo are endangered species which will be extremely difficult to see in the wild, but another reason to go here is the park itself.

The park is in fact the only green area in whole of Yogyakarta and is very well maintained.



Opening hours 09.00-17.00

The entrance fee is :

only IDR 30,000 per person (children under 3 years old are free)

For which you get a complete, clean, and comfortable day out.

The train which goes around the park.

A one-stop ticket only cost IDR 5,000, Multi Stop costs IDR 30,000

All prices are relatively cheap, ranging from IDR 10,000 - IDR 20,000 per lap.



to combine Old City area



## The old "Dutch cigar Factory in Yogyakarta

(1918 is still working)

Only on working day's (takes about a 1 hour.)



**BEST TIME : morning between 09.0 and 11.00 or 13.00 and 14.00**



It is **very educational** to see how beautiful **cigars** are still **made by hand**, you see the whole process from cutting the tobacco leaves, to putting the cigars in boxes. For young and old to see, and to learn something about the former factory work.

After 1870, foreign businessmen began to come in the Dutch Indies to set up **cigar factories**. Taru Martani was established in 1918 by Mignot & De Block Cigar Company, which was **headquartered in Eindhoven**, the Netherlands.

Taru Martani is currently owned by the provincial government of Yogyakarta. Employing around 270 workers, Taru Martani can yield **up to 5 million cigars a year**, 70% of which are for foreign markets like the Netherlands, Belgium, Germany, the US, France, Taiwan, Australia, and Southeast Asian countries. The cigars it has been making since 1918, Senator and Mundi Victor, are still in production.

*Entrance Fee; Rp 30.000*







## to combine Old City area

24

*Visit a Private at home collection of more than 1.000 Old dutch bikes, Motorbikes and Motors  
At the Merpati Motor Museum*

the collection of David Sunar Handoko the owner, his hobby is collecting antique, more than 1.000 antique Dutch bikes and much more and rare motorcycles.

Harley Davidson Sportster made in 1959, one of them.

The house looks simple. Inscribed with "Merpati Motor", this building is like a house in general.


Who would have thought when the door of the house was opened, Your eyes would be spoiled by hundreds of antique motorbikes. Not less than 300 units of antique brands are neatly arranged.

30 minutes is enough to visit this place very close to the Kraton.



**Visit a small scale home work weaving company,**  
Lurik is the famous design from Java.  
It is in the old town area of the city 30 minutes from Alamanda

Visit a small scale Lurik work weaving company, where you can see how they make beautiful woven local handicrafts making. ( and buy some pieces if you like)



Javanese have characteristic traditional fabrics, namely batik and lurik.

the Javanese word "lorek" or "larik" meaning "line". "Lurik, as the name says, symbolizes simplicity, honesty, direction, wisdom in thinking, even to the point of strength.

Straight and strong as a line", each line thickness, color and pattern also refers to the depth of taste and mentality of the Javanese.

Lurik fabric is the result of the weaving process. This fabric is not only used as clothing fabric, but also for scarves, "kemben" and children's slings on the shoulders.

We prefer a small donation to the hard working staff and look around 20.000 Rp.



combine Old City area

## Affandi museum ([www.affandi.org](http://www.affandi.org))

One off Indonesia most famous artist,  
All he did is ART around him and his house, swimmingpool,  
even the toilets :-) and hundred of very nice paintings  
**FOR ARTLOVERS A MUST to spend around 2 hours in this museum.**

Visiting Affandi Museum give an opportunity for you to trace all meaningful parts of Affandi's life.

You can see the great works when he was alive,  
the works of other painters that he kept,  
the vehicles that he used in the past,  
the house where he used to live and a gallery  
that now functions as a place to educate  
gifted children in painting.

The complex of the museum consists of 3 galleries with gallery  
The ticket box and the starting point of your exploration.

Gallery I that was personally opened by Affandi in 1962 and was  
inaugurated in 1974 contains some of his paintings  
from the early time of his work to the late time of his life.

The paintings most of which are sketches and reproductions are  
placed in two rows - upper and lower - that fill the curved room.

He is really one of Indonesia's most celebrated artists, Affandi  
(1907-1990) lived and worked in a wonderfully quirky  
self-designed riverside studio, about 6 km east of the centre.


Today it's the Affandi Museum, a must for any self-respecting art  
lover. It has an extensive collection of his abstract paintings,  
the expressionist style of which features distinctive brush strokes  
reminiscent of Van Gogh.

His car is a real boy-racer's dream:  
a lime-green-and-yellow customised 1967 Galant  
with an oversized rear.

Ticket Price 75,000 Rp. free soft drink & souvenir  
Opening Hours Monday to Saturday: 9AM - 4PM

It is closed for visitors on Sunday,  
And the first Monday in every month  
and national holidays.

This is an exception, 95% of the museums  
in Indonesia are closed on Mondays

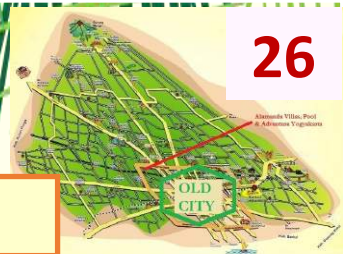






to combine Old City area

15 minutes from city centre drive



## *Kasongan Pottery Village Yogyakarta*

The village of Kasongan, is located on the edge of the old town towards the beach. It is an area where everyone is **actually busy making pots and other pottery**, originally as domestic use items, later also more as decorative objects of pottery or clay. But people have also grown more over time, and people makes and now sells all kinds of art and **utensils, made of wood, rattan** and even bicycle furniture.

Wonderful to walk around for 1 hour, in the center of the village is an art gallery, which is actually a showroom of a decoration wholesaler, inspiring to take a look around. next to the wonderful cool radiating river is a **small warung**, where we often relax, **with fried banana and a drink**.

The simplicity itself, but delicious.

On the way to Kasongan we pass the still working old one **Dutch sugar factory**, impressive to see.

A visit to a **prawn cracker factory** is also often a highlight , for our guests, Nice fifteen minutes to see how people work here with few resources, makes delicious things

One of the legendary statues in Kasongan is the seated or standing bride and groom Loro Blonyo, believed to bring good luck when placed in the home. Inspired by the bridal statues that belonged to the Kraton Yogya. We would like to introduce you to the people who make the beautiful statues, pots and pans, but also 2 meter high vases with hands and feet.

There are also some potteries that **specialize** in making **decorations for the roofs of traditional Joglos** and houses.

You will certainly recognize them when you walk around in Bali, but also here in Java, many houses have roof ornaments, which often have lucky meanings.





to combine with Kasonang area  
About 15 minutes from Kasonang pottery

## Mongo Chocolate Museum

The **Mongo Chocolate** is the best in Indonesia, started 20 years ago by the Belgian Thierry. He started at the kitchen table 1 kg per day, now a beautiful company with a hundred employees and sales all over Indonesia as the Best Chocolate. Yes, you can taste it yourself here and see how it is made.

To inform his knowledge, but especially people about **how chocolate is made**, he has set up a very educational and visually beautiful **small museum** next to his company.

Here you will learn everything you always wanted to know about chocolate!

Visit the factory and follow every step of the production process, start with the bean until it becomes real chocolate.

taste and compare the different types of chocolate drinks.

Visit their **Kedai Chocolate**, which is Indonesian for cafe, and **try their hot and cold chocolate drinks**, inspired by the traditional recipes and prepared with **real chocolate**.

The drinks, to satisfy the taste of every chocolate lover!

We often go there with our guests especially

To drink the real chocolate milk

You can choose from hot or cold chocolate drink, they come in different percentages of cocoa



Mongo Chocolate some ar-

## *Batik produced on wood in Kreet area*

**Batik made on wooden objects**, we know that batik is drawn on cloth, but in the small village of Kreet Hamlet it is on wood.

The process of making batik with wood certainly requires its own skills, different from making batik on cloth.

Because the pattern is created manually, not printed, making batik with wood requires a high degree of accuracy.

The wooden batik motifs made by the people of Kreet are nice: the parangrusak motif, parangbarong, kawung, garuda, sidorahayu, sidomukti and other motifs.

**Various handicraft products are produced**, such as masks, dolls, cabinets, household accessories, wooden statues, jewelry boxes, wooden batik ornaments, a very light wood type is used, which makes it easy to take with you as a **souvenir and for very cheap prices**.





# Shopping Mall in Centre Yogyakarta

Jogjakarta has over 12 Malls which are most suitable for our guests.

all mall are open from 10am to 10pm.

Every mall has a cinema and a food court.

Of course also all fast food chains and Starbucks :-)



Yogyakarta is not only known as a city of culture, but also as a shopping city. Many tourists deliberately vacation in this city to find batik, silver jewelry and various handicrafts at low prices.

It is no wonder that Malioboro area, Beringharjo market, Klithikan market and Ngasem Batik village are always full of tourists.

There are at least eight shopping malls in Yogyakarta

The ones we think are worth visiting for our guests

## Malioboro Mall

is known as an icon of a cheap shopping mall in Yogyakarta.

You can find many street vendors along the way selling typical handicrafts as well as food stalls selling typical foods.



**Plaza Ambarrukmo** Yogyakarta most favorite Mall, just 200 meters from Affandi Museum

The mall is often referred to as Amplatz. One of the largest malls in Yogyakarta has an urban concept. For families and young people.

Various shops and brands, designer clothing stores, electronics stores and food stalls can be found here.



**Jogja City mall** only 5 minutes from Alamanda villas drive by car.

If you want to go to a mall with a different atmosphere, visit **Jogja City Mall**

Compared to most malls in Yogyakarta, JCM has a unique design.

The building is designed in the style of ancient Roman architecture with the features of tall, majestic pillars.

However, when you enter the mall, you will see a modern interior that mixes with the Javanese Kraton atmosphere.



**Pakuwon Mall Jogja** Lifestyle Shopping Center

This is a new mall, is an alternative shopping for local residents.

**This largest mall in Yogyakarta and Central Java**

features at least 300 well-known stores This is an eight-storey mall,



## Mall Jogjatronik

If you are looking for a store full of various electronic supplies.

For gadget lovers, You can find electronic products such as laptops, computers, mobile phones, cameras and various accessories.

To buy second-hand products, this mall offers several choices.



## Cinema

All cinemas are very modern,

and have 2 class de luxe 3.50 € and exclusive  
with deckchair, blanket and table for eating. 5.00 €

There are performances all day until late at night.

Most films are in English with Indonesian subtitles





# The 4 golf courses in Yogyakarta and 2 driving range



The Yogyakarta Region is 50% the size of Bali, and thus also has a few famously competitive 18 Hole Golf Courses



**The Borobudur Golf Club, and the Merapi view golf club.**  
both of international stature.

We are in good contact with them, so we are happy to help you arrange a day of golf.

Beyond that, in Yogyakarta 15 minutes away from Alamanda, we have two 9 hole Golf Courses.

**The Hyatt golf club & the Adisucipto Golf club**

The somewhat modern course of the Hyatt hotel, or the beautiful very old golf course next to the old airport. Which has beautiful trees, and where the golf prices are still old-fashioned. including all service, golf car, caddy, only shoes and gloves are useful to take with you, we can take care of the rest there.

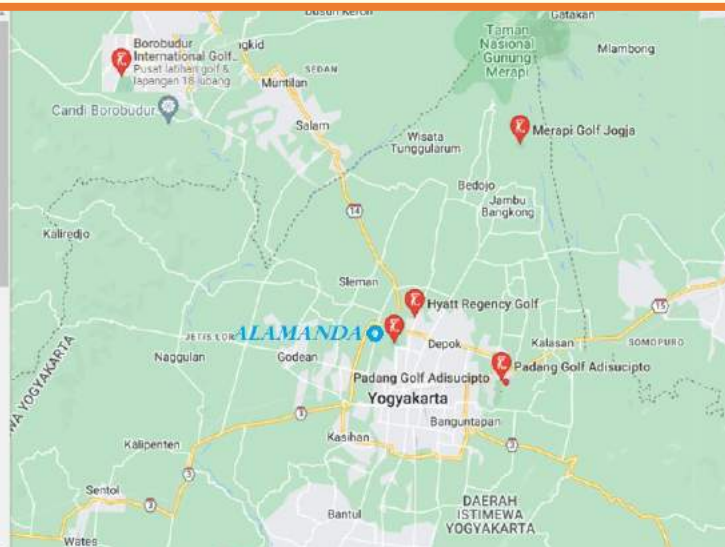


**Hyatt Regency Golf**  
4,7 ★★★★★ (4 rb) · Lapangan Golf Kabupaten Sleman, Daerah Istimewa Yog...  
Segera tutup · Tutup pukul 18.00  
Lapangan golf 9 lubang di resort

**Padang Golf Adisucipto**  
4,4 ★★★★★ (622) · Lapangan Golf Daerah Istimewa Yogyakarta  
Tutup · Buka Rab pukul 05.30  
Golf 18 lubang & par 72 plus clubhouse

**Merapi Golf Jogja**  
4,6 ★★★★★ (1,4 rb) · Lapangan Golf Kabupaten Sleman, Daerah Istimewa Yog...  
Segera tutup · Tutup pukul 18.00

**Adisucipto Golf Club House**  
5,0 ★★★★★ (3) · Klub Golf Kabupaten Sleman, Daerah Istimewa Yog...



**PROMO GOLF RATE 2022**  
PADANG GOLF ADISUCIPTO  
[ Berlaku Mulai 1 Januari 2022 ]

WEEKENDS PACKAGE*	MONDAY	TUESDAY-FRIDAY
- Guest	110,000	150,000
- Perpesi	100,000	130,000
- TNI/POLRI/Junior	290,000	320,000

WEEKENDS PACKAGE** SATURDAY, SUNDAY, PUBLIC HOLIDAY
- Guest
- Perpesi
- TNI/POLRI/Junior

\*Price is includes Green Fee, Service Fee & Cartfee (Tee Sharing)  
\*\*Weekend Package is Minimum 2





# Just to clear up a well-known misunderstanding, regarding A drink and the nightlife!

**Bali has the name when it comes to going out!**

**But here in Yogyakarta region,  
you can certainly enjoy the nightlife as well.**

**From delicious food at local restaurants to top restaurants with an extensive wine list.**

**From Indonesian, but also Italian, French, German, Spanish, Mediterranean, beautiful Australian Steak, to all kinds of pork dishes.**

**At many mid-range restaurants you can also choose from a soft drinks and beer menu.**

**Bali is then 70% Hindustani, but also 20% Muslim of the 4.5 million inhabitants.**

**Yogyakarta region with over 3.5 million inhabitants (600,000 students!) is 70% Official! (!) Muslims follow their passport.**

**But 30% are Christian or Hindu or Chinese, and that's more than 1 million people in total who sometimes drink a glass of alcohol when they like it.**

**In addition, Yogyakarta has the highest national IQ, thanks to its 87 universities and 600,000 students.**

**The whole of Java has over 190 million inhabitants, so 45 million people on the large island of Java are not Muslim. That is 3x the total population of the Netherlands!**

**So if you want, we'll be happy to show you the way!**

**Of course we also provide beer and wine in your fridge in your room on request, at normal retail prices.**

**Upon arrival, our thick book is in your villa, with all options for entertainment and dining options.**



**Yogyakarta has a very wide choice of different restaurants from very cheap to high-end, and many mid-range restaurants also have beer and some also have a wine list.**

**But there are also more than 50 places where you can drink all the spirits and cocktails you can imagine.**

**Within a 15 minute drive from our villas, there are even 5 nightclubs, 10 entertainment venues open until 2am.**

**Where they offer everything that belongs to a night event, live music and from Cola to Whiskey or champagne yourself :-)**

**But of course there are also nice coffee bars, wonderful student bars with local live music, hip restaurants and traditional restaurants, where people usually sit on the floor. There's even a great French bakery near us for a special day!**







## Entree





# Rules for visiting Borobudur on July 1, 2023

Due to the rapidly growing tourism in Yogyakarta, rules have had to be made to visit the Borobudur without damaging the monument.

**It is currently ONLY possible to visit Borobudur Temple, between 08:00 and 17:00.**

(Unfortunately no possibility to see sunrise or sunset on the top of the temple!)

The temple itself from layer 1 can only be visited under strict conditions.

- A. Maximum of 150 visitors per hour at the temple.**
- B. Only with special guide from Borobudur, who adheres exactly to the 1-hour tour.**
- C. You must wear special slippers in the temple, (which are included in the entrance price)**

The entrance to the temple itself is almost the same price for Indonesian and Western visitors! **Around 30 €**,

Children up to 6 years old receive a 50% discount, students also receive a special price upon presentation of a STUDENT CARD.

Your entrance ticket also gives you access to the large park of Borobudur.

It covers a total area of approximately 2,500 m<sup>2</sup> of the Kedu valley, the southern part of Central Java.

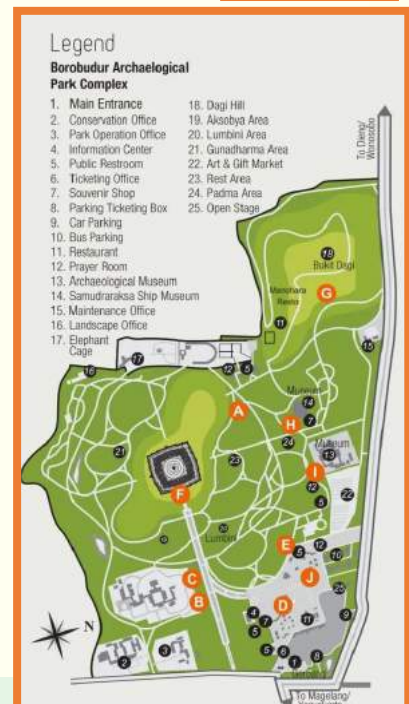
Containing, among others, Archaeological museum, Samudraraka museum, Elephant park, Dari hill, Located at an altitude of 275 meters, Bukit Dagi allows you to see the entire Borobudur Temple. So before or after your visit to the temple itself, you have every opportunity to enjoy and take pictures.

We therefore normally charge 2 hours for the visit.

Given the maximum of 150 visitors per hour, it is advisable to notify us at least 24 hours in advance when you want to visit the Borobudur temple.

We will then try to get you on the list through a back door at one of the first time slots,

We can never guarantee, unfortunately, there may be high visitors that precede, sometimes even large travel organizations who have claimed the first 2 slots in total for the bus tour guests. But we do our best and discuss the best options with you. And luckily our contacts with the Borobudur are very good!





# TOUR 1<sub>A</sub> Morning / afternoon TOUR

## BOROBUDUR



BEST TIME: 07.00/08.00

### BOROBUDUR TEMPLE

*To reach the Borobudur temple, we will spend 60 minute on the road.*

*They have to take the special entry for Foreign guest with special service : free coffee, tea, Borobudur mineral water and the clean toilet.*

*You will spend \$ 30 a person Adult. \$ 15,00 for child and student (higher price than the locals).*

*You get a local Borobudur guide in mostly your own language if that is possible, or English ( incl. Ticket price)*

*They will tell you about Borobudur's story, the spirit and about their local life on site of the Borobudur.*

*(We not aloud to guide inside , but can join you, during the walk!!)*

*Usually our guests spend their time at Borobudur area about 2 until 2 ½ hour. We will give you alllllll ... the freedom of time, So, take your time to explore it.*

*\*We suggest you to wear a hat and use sunscreen to avoid the sunlight \**

**After your visit to Borobudur.  
let's show you the beautiful surroundings.**

*We will bring you around the Borobudur Complex about 30 minutes and show you the nice spot to take a photo of Borobudur from a distance.*

*You can also meet some local farmers at their work and home.*

*Our guides know very nice small restaurants for lunch in the area.*

### MENDUT TEMPLE

*The next stop is Mendut Temple, the temple with a sitting Buddha inside.*

*This temple is a quite place. It is really contrast with other tourist area, a place of silence peace, and nearly no tourist. ( entree less than 1 \$)*

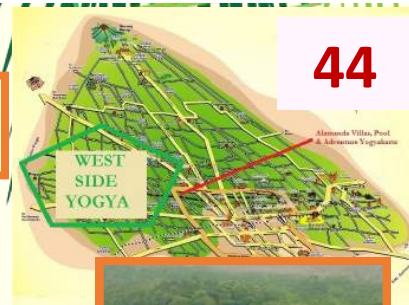
*Most guest usually spend 30 minutes here.*

### MONASTERY OF THE BOROBUDUR MONKS

*on the same site is the monastery of the Borobudur, a beautiful buddist monastery, many meditation buildings, beautiful garden, a magical tree every day that gives beautiful and fragrant flowers every day.*

*The peace, only few meters of the tourists world will surprise you.*

**This is the only tour together with a visit to the Ramayana ballet, where we ASK YOU TO BOOK IN ADVANCE, preferably a week in advance! considering the maximum 150 people per hour on Borobudur, and only 200 best seats in the Ramayana theatre!**





# TOUR 1<sub>B</sub> MORNING

## Part two of the tour BOROBUDUR

### A SHORT VISIT, TO VERY NICE GRANDMOTHER,

*5 minutes from the Mendut temple, live a very nice 83 Years old grand mother with her family, who happy to show you, her home business, palm sugar production.*

*See how she make palm sugar, and she love to invite You for her special jasmine tea and crackers, all home made!*

### PAWON TEMPLE

*On side of her house is a small temple, Pawon, Originally built in the 9th century during the reign of the Sailendra Dynasty , her you see nearly no tourist.*

*While in Javanese Pawon translates as “kitchen”, it is also believed that the name is derived from the word “Per-Awu-an” or a place that contains dust.*

*Dutch archaeologist JG de Casparis claims that the temple is a shrine to keep the ashes of King Indra (782 – 812 AD), father of King Samarrattungga of the Buddhist Syailendra Dynasty.*

*We do the return journey slowly, via beautiful local roads*

*We drive through local roads through beautiful mountain, water falls and paddy field, local markets, great country views , to Alamanda Villas.*

*In Indonesia, you can stop anytime and anywhere, so if you see something you would like to film, let us know we will stop right away!*

*In the same area we have a lot other places we can visit i See our blocks info to this tour in the same area.*

*Also direct driving To prambanan temple over country road is possible and lunch on the way!*

*Entrance Fee; Borobudur ticket ± 30 € per person.*

*(these price are for NOT Indonesian passport)*

*Kids will get 50% discount, and also students ([show student card](#))*

*see also our info about the new rules for Borobudur.*





HARGA TIKET Official Ticket Price	
<b>Monumen Candi/ Temple structure</b>	
Foreigner (Adult)	IDR 500.000,-
(Child)	IDR 350.000,-
Domestik (Dewasa)	IDR 150.000,-
(Anak)	IDR 90.000,-
<b>Halaman Candi/ Temple Ground</b>	
Foreigner (Adult)	IDR 387.500,-
(Child)	IDR 232.500,-
Domestik (Dewasa)	IDR 50.000,-
(Anak)	IDR 25.000,-
<b>Additional Charge OTA</b>	
[ ASITA   Tiket.com   Traveloka   Globalia   Klook ]	
Foreigner (Adult)	IDR 112.500,-
(Child)	IDR 117.500,-
Domestik (Dewasa)	IDR 100.000,-
(Anak)	IDR 65.000,-

CHSE Certified

WWW.BOROBUDURPARK.COM | @BOROBUDURPARK | info@borobudurpark.co.id

☎ +62 811 6266 000 | 📠 +62 811 2688 000 CHAT ONLY

The cost of visiting, from the temple to the top. excluding the cost of the special slippers which are mandatory.

If you want to visit Borobudur park, and come to the base of the temple! **Not upstairs!**

To limit the wear and tear of the temple, special slippers are required when entering the temple monument!

As described below, only 150 people may be present at the Borobudur monument at the same time and a maximum of 1 hour per group, only accompanied by a guide.

This sometimes gives quite a bit of waiting time at the entrance, however, we have good contact with the staff of the Borobudur, so we will always try to get access tickets 24 hours in advance for the best time 09.00 h.

We therefore have to leave Alamanda villas no later than 7.45 am to be at the Borobudur on time.

You can ALWAYS have breakfast at Alamanda villas! from 5 a.m. to 1 p.m. so that's no problem for you to have breakfast around 7 a.m. (or earlier!)

You understand that we always do our utmost, and sometimes use some back doors to get entrance tickets. But unfortunately we can never give certainty!. But always find a suitable solution.

It is **not possible** to visit the Borobudur monument on Mondays, Only the park is open .

**Finally:**

*Indonesia is the country where the possible is often impossible! :-)*

***But the impossible is possible !***

*And it's known for what we locally call flip flop regulation.*

*which means that rules can change with the hour and can be reversed after the rental hour. Prices can rise or fall without notice.*

***But it's wonderful to live here, if you just bounce along on the waves :-)***



## The Borobudur is open again, see our info,

Here we would like to give you some background information about the reason for visit rules .



## From April 2023 You can make a choice

You can only walk around it in the park, and admire this beautiful building up close.

Or you can buy a special pass to visit the temple himself, following the special rules and price of course for the special entree pass.

Due to the rapidly increasing growth of the Indonesian economy, more than 100 million Indonesians now have the opportunity to travel. And all of them want to visit Borobudur, among others.



This has led to a far too large group of people who are present at the temple every day. As a result, subsidence and damage of the many images have been found.

So a solution had to be found for this problem.

**By restricting entrée rules for public.**  
(Indonesian and Western tourist some rules)

We also need to know the other facts and also put ourselves in the local situation before we judge.



**1. The Borobudur is one of the most sacred places for the Buddhist community.**

This community has also been fighting for years against the abuse of Buddha and his image as a decorative item! Everyone understands that if you ask them!



**2. Many religions like to protect their shrines from tourist visits.**  
And ask people not to use their religion as decoration.

**3. The third reason for the new regulations is that Borobudur is one of the top holy places where a Buddhist monk must meditate once in his life.**  
Can you imagine that with the increase in mainly local tourism, visitors who have no idea that this is a sanctuary, take selfies with meditating monks.  
(because they are such colorful pictures ! ?)



Hence the rule of a maximum of 150 visitors per hour, accompanied by a specially trained guide, who also monitors the behavior of the visitors, and STRICTLY adheres to the maximum 60-minute visit of the temple himself!

Then you will have time to visit the area around the temple and visit both museums to update your knowledge about this unique structure.

So stay positive, see "the beautiful things" and life, and leave the negative to others!



*But we have to follow the rules for entrée the temple.  
For you that means, inform us on time the date when you like to visit  
( there is a daily and hourly quota for entrée!!!)  
So we can TRY to make reservation before!  
The entrée price incl. special shoes and guide for visiting the top!*



## TOUR 2

This tour we pass through the Borobudur and Prambanan but **do not go inside**, but plenty of opportunity to visit small temples nearby, at an entrance fee of 1 \$

BEST TIME : 07.30 / 08.30

*This whole day is dedicated to getting to know the local life of the Yogyakarta region.*

*Via nice local roads, we drive parallel to the mountains of Progo, towards the Borobudur and back we also go back very locally to Alamanda Villas.*

*Lots of stops, just to see how people live, do arable farming, so in the meantime we visit the smaller temples that version, and see the 2 large famous temples from a distance.*

*We will arrive at the hill behind **Borobudur**.*

*This spot has a **great view of Borobudur temple**.*

*Than to the **Chicken Church** on the hill*

*Our guide will give you some explanations about it.*

*A short stop at a **silver workshop**, interesting to see how the thin silver threads are made into beautiful pendants, earrings and so on. also how to make very thin wires from a thick silver wire. is a 15 minute stop. (also neat toilets :-)*

*For lunch, we will go to a nice local 'warung' (small restaurant).*

*And after lunch, we will go through countryside roads passing the **Merapi Volcano** area and stop at **Prambanan temple** for a nice photo from the bridge..*

*Than drive **around the Prambanan Temple** complex by car. We will also passing the other smaller temples for other spots.*

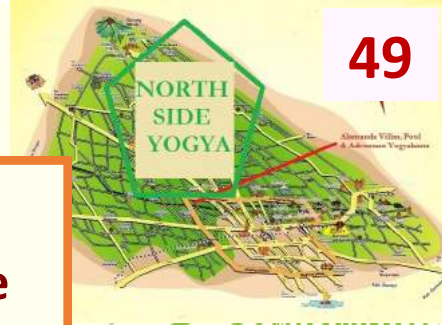
Also known as the '**Plaosan Complex**', is one of the Buddhist temples located in Bugisan village, Prambanan district, about a kilometer to the northwest of the renowned Hindu **Prambanan** Temple. Candi Plaosan covers an area of 2,000 square meters with an elevation of 148 meters above sea level. Candi Plaosan is surrounded by paddy fields along with vegetation such as banana and corn.

*Going higher again, we will reach **Ijo Temple**, nice complex with great view And over see Yogyakarta from **500 meter high**.*

*Here Relax drink a nice ginger tea and than, after this great day we will go home . Drive home will take about a hour.*







## Workshop Pottery Making at Klipoh village near Borobudur Temple

In the Borobudur area, there is a small pottery village, where people make beautiful things every day with pottery products. It's nice to see them busy, in a very creative but simple way, they make beautiful everyday utensils with their hands and feet, in a very short time.

If you want, you can make a stupa with them for an hour that you can use as an ashtray, or as a table decoration, if you want you can of course stay longer and make other fun consumer products.

Klipoh village is located near Karanganyar village and about 3 km from Borobudur Temple.



### Pottery Making at Klipoh village / Or at Kasonang

Cost  $\pm$  100.000 IDR. (7 € / 8 \$) a person ) MOST PEOPLE SPEND HERE ABOUT 1 H.

We help you to dry and pack your to day make creation to take home , so you can show your friends!

Transport It is 15 minutes drive from Borobudur temple.

Can be done with a other tour in this area!



# THE CHICKEN CHURCH IN YOGYAKARTA

## "BUKIT RHEMA"

**This gigantic Chicken in the middle of the woods near Borobudur.**

The Bukit Rhema, a church in the shape of a giant chicken. Since construction began this unusual structure has attracted thousands of tourists.

**But it's "NO CHURCH" AND "NO CHICKEN"**

It is meant to be shaped like a dove to represent peace between all faiths and religions. Originally it looked more like a pigeon, until the "crown" was added to the bird's head making it look more like a rooster. The crown is actually meant to represent holiness.

The building is a "House of Prayer" for all religions, Inside there are prayer rooms and religious images of many religions.

In 1990, Mr. Daniel is called Alamsjah, living in Jakarta as he says, "One night he had a vision of a white dove sitting on top of a mountain overlooking a jungle". A voice began to tell him that he had a church in the shape of a dove.

But it wasn't supposed to be a church this building should unite all religions. While visiting friends in Magelang, he recognized the place where the meeting building was supposed to be according to his vision! The project faced many challenges, including disapproval from local communities that are predominantly Muslim.

Around 1992 he started to build, In the year 2000 there was simply no money left and the project had to be abandoned.

He tried to keep the building alive by collecting entrance fees from visitors who found the remote chicken. But 100 visitors per month didn't really help.

**Then came his luck!** However, mainstream media attention and the internet managed to revive global interest in the project and construction resumed in 2015. The church was even mentioned in the popular documentary "Into the Inferno", It became a popular wedding venue and even Indonesian movies used it as shooting sets.

**Now there are more than 2,000 visitors a week.**

It is definitely worth a visit, the location is beautiful, **the view from the chicken's beak is unique over the forests and you can see the Borobudur beyond.**

The building will certainly also give you inspiration. 7 floor are there, you can go even higher via a standing staircase you reach the head of the pigeon, and you stand in the middle of the crown. :( Watch out for fear of heights.

### DRONES AND PHOTOGRAPHY

It is allowed to fly a drone at the church, but it can be difficult due to the surrounding jungle. Make sure to only fly your drone if you are experienced maneuvering through dense foliage. You can take photos anywhere in the church, but remember that you are visiting a religious site. Be respectful to other visitors.

The car park is not directly at the church and you will have to walk for about 10 minutes. The walk is very steep but short.

Usually we use the Land rover with our guests that brings you up in 4 minutes, and only







# Magelang

(1 hour from Alamanda )

## The museum "OHD"



**OHD Museum is a private museum of modern and contemporary Indonesian art founded and owned by the well-known art collector Dr. Oei Hong Djien (OHD). He started his collection in 1960s. Currently, with Dr. Oei's collection of more than 2000 artworks, ranging from paintings, sculptures, installations and new media art, OHD Museum provides a collection representing the essence of modern and contemporary Indonesian art.**

**From time to time they have exhibits an artist show. The Museum aspires the young generations to appreciate, enjoy and preserve Indonesian art.**

**Starting his first acquisition in 1960s, Dr. Oei Hong Djien has acquired more than 2000 artworks.**

**Dr Oei's collection includes works by Indonesia's foremost modern artists, such as Raden Saleh (1807-1880), Affandi (1907-1990), S.Sudjojono (1913-1986), Hendra Gunawan (1916-1983), Lee Man Fong (1913-1988), H. Widayat (1919-2002), Soedibio (1912-1981), Basoeki Abdullah (1915-1993), Ahmad Sadali (1924-1987), etc; and also contemporary artists like Made Wianta (b. 1949), Heri Dono (b.1960), Dadang Christanto (b.1957), Agus Suwage (b. 1959), Entang Wiharso (1967), Nasirun (1965), Pupuk Daru Purnomo (b.1964), Nyoman Masriadi (1973), Rudi Mantofani (b.1973), Jumaldi Alfi (b.1973), Yunizar (b.1971), Handiwirman Saputra (b.1975), Yusra Martunus (b.1973), Angki Purbandono (b.1971), Eko Nugroho (b.1977), etc.**

**We have been several times with guests to Mister Oei in his beautiful museum, and even had the honor to be invited to his home, and to admire his private collection.**

**The private art collection of Mr. Oei, a very kind man, and humble man, when you meet him you will have no idea that he is a multiple millionaire, but more of what a nice neighbor is that. Mister speaks beautiful Indonesian Dutch and can talk for hours with a passion about a painting, that you just see it come to life.. He started his collection in the 60's.**

**The museum "OHD" (Dr. Oei Hong Djien).**

**Really worth a half day trip alone.**

***I would like to buy the "Borobudur" of the Indonesian most famous artist "Affandi"! which one hangs in his living room so beautifully (but then I have to win a very big lottery first ;-)***




***Famous painter Affandi's wife now lives not far from our alamanda Villa in Yogyakarta.***

***And like her husband an artist through and through, and a "lady" who describes in capital***

***letters.***

***See also the info about Museum Affandi in Yogyakarta.***





## TOUR 3

### WILD WATER RAFTING ON THE PROGO RIVER AROUND BOROBUDUR

**Fun, action, food, nature.  
A great adventure after visit Borobudur!**

*This very safe, funny and adventurous white water rafting on the Progo River.*

*It takes about 3 hours including a great lunch after your adventure!*

*With a minibus, the staff will take you, the boat and the captain to the river in a 15-minute drive.*

*Then we start the river tour, about 45 minutes before the FIRST PART.*

*Stop halfway through for a snack and a drink break on this one this exciting rafting trip.*

*After 15 minutes we continue the adventure for the SECOND PART!*

*At the end, the minibus will take you to the starting point.*

*private lunch in the form of a kind of private buffet!*

*Due to the ballast of the boat, we need 6 people (we may ask other guests to join, and/ our staff can come with you if you are 4!)*

**We really recommend you to combine this tour with a Borobudur tour  
Chicken church, or Ketep mountain view tour.**



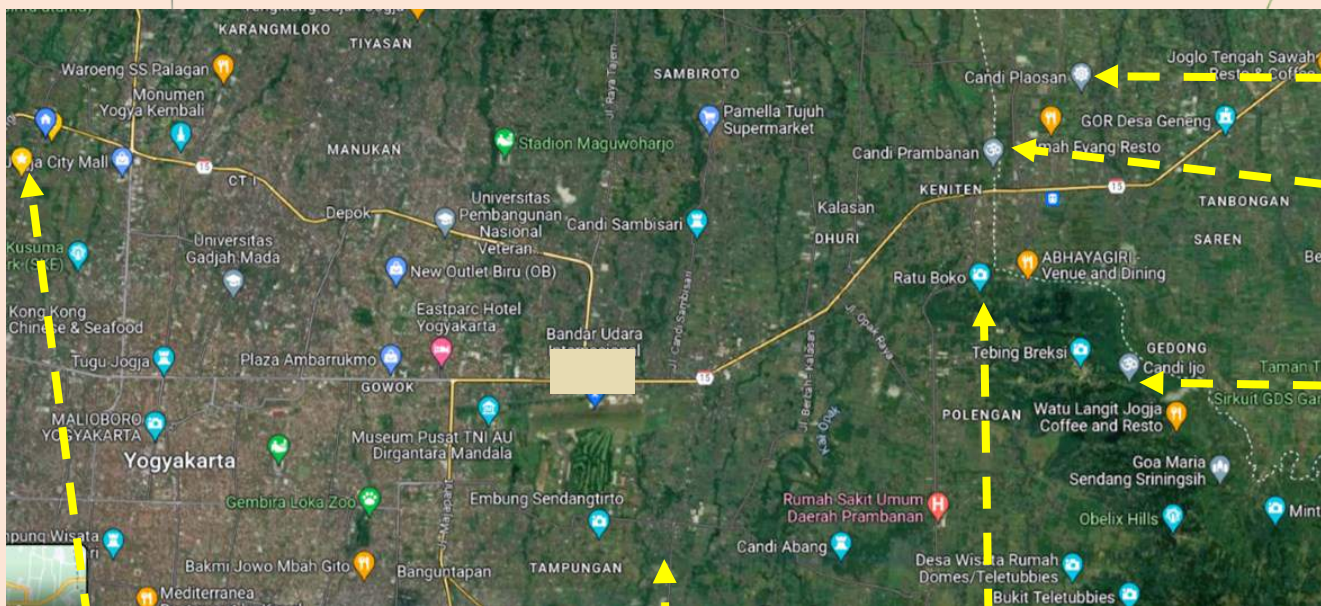
**Wild water rafting Progo river (near Borobudur)**

**Inc. Staff, transport from Borobudur area to river, snacks, drinks, and big lunch for 6 person  
around Rp 900.000 € 58 \$ 65 (for 1 boat min. 4 person and max. 6 person)**

**It can be nice if you combine it with Borobudur visit tour**



# Prambanan area



**Plaosan temple**

**Prambanan temple**

**Ijo temple**

**Alamanda Villas**

**Bukit Bintang**

**Boko temple**





# PRAMBANAN TEMPLE

## TOUR 4 AFTERNOON ½ Day Tour



BEST TIME: 15.00 (to see sunset at Prambanan)

### PRAMBANAN TEMPLE

*Around 35 minutes from our villa, we will arrive at The largest Hindu Temple complex in Java, **Prambanan Temple** & Sewu Temple.*

*This UNESCO heritage architecture is a special mix both Buddhist and Hindu faith.*

*The three major temple, the honor of Shiva, Vishnu and Brahma are still intact. But, 200 temples around it collapsed because the earthquake in 2006.*

*In the Prambanan park their is also the Sewu is an eighth century Mahayana Buddhist temple located 800 meters north of Prambanan in Central Java, Indonesia.*

*The word for a Hindu or Buddhist temple in Indonesian is "candi," hence the common name is "Candi Sewu." Candi Sewu is the second largest Buddhist temple complex in Indonesia; Borobudur is the largest*

*You have plenty of time to look around on your own.*

*And we really recommend you to see the beautiful **sunset in Prambanan** around 18.00 (even cloudy, you still can see it).*

*Mostly guest spend about 2 hour here.*

*There is easy to find 1e exit gate in Prambanan area, so don't worry!*

*You will pass the food court area where our driver will waiting for you. You can try the local drinks and snack there before we go home.*

**It is an option to visit the RAMAYANA BALLET AFTER YOUR VISIT PRAMBANAN** on Tuesday, Thursday or Saturday (See tour 8 for complete info) **if this not fit in your program,** we are more than happy to bring you there a other day for only the show!)

*After full of new experiences,  
It is nice to Have relaxing dinner  
in our own restaurant "Rosella Easy Dining".  
300 meters from Alamanda Villas*

**Entrance Fee; Prambanan \$25 per person**  
(these price are not for Indonesian passport)

**Kids will get 50% discount, and also students (YOU MUST show student card)**

**For borobudur tour, please read the info, special about the reservation times!**





# RAMAYANA BALLET AT PRAMBANAN

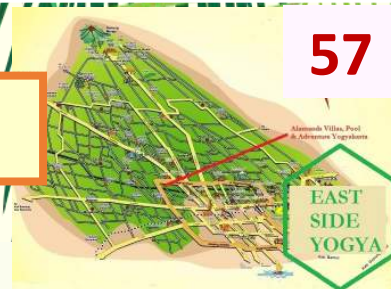


**PERFORMANCE TIME : 19.30 - 21.30**

**(only Tue, Thu, and Sat)**

**Apr - Oct : Open air theatre**

**Nov - Mar : half open air Joglo**



**RAMAYANA BALLET PERFORMANCE** is a traditional performance, includes all the aspects of Javanese art. It tells the story about The legend of Prambanan Temple with more than 150 dancers with an amazing Prambanan background. This performance has the combination of the Javanese diversity in dance, drama, and music that can impress you. With the theatrical vibes, you can know more Java culture with an impressive way.

**2 hours evening performance**

**Class 1 (concrete seats) Rp 250.000 / € 16 / \$ 17 per person**

**Lounge (recommended) soft seats! Rp 300.000 / € 19 / \$ 21 per person**

**VIP (looks nice but too low to see!) Rp 400.000 / € 28 / \$ 28 per person**

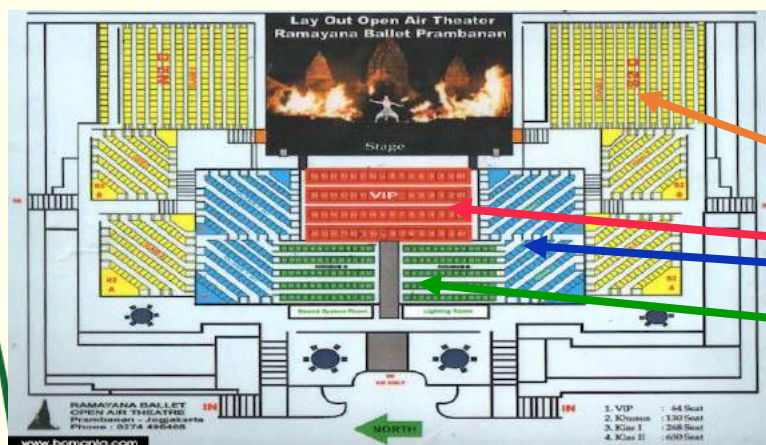
**Class 2 Rp 125.000 (mostly students)**

*\*price can change sometimes by day or event*

*\*We also suggest You to combine this tour with visiting Prambanan Temple*



**Reservation before is highly recommended!!**



**We have a very nice 'warung' (small restaurant) near Prambanan for your dinner, between visiting Prambanan Temple and having Ramayana Ballet Performance.**

**There is also another theater in the center of Yogyakarta at Purawisata complex. Where every day of the week shows the Ramayana Ballet. But it only a short version and with small group of dancers. It starts 20.00 1½ hour performance. This performance cost Rp 275.000 / € 19 / \$ 21 per person (not so nice as at Prambanan we not recommended!). Transport Rp 100.000 / € 7 / \$ 8**







 Ramayana Trimurti ( Indoor)  Ramayana Open Air  Rorojonggrang ( Indoor)

**Before the performance we always eat in a small warung near the open air theater, much better than the expensive buffet in the theater!**





## Ijo Temple

Entrée 20.000 Rp. / (1,20 €)

**IJO TEMPLE** Ijo (in Javanese language, this word means 'Green') Ijo temple is a temple located at the highest place in Yogyakarta

Ijo Temple was built in around the ninth century on a hill named the Green Hill of which height is 410 meters above the sea level.

Because of this height, we can enjoy not only the temple but also natural view below such as terraces of agriculture land with its steep slope. Even though this is not a fertile area, natural view around the temple is so beautiful to enjoy.

The complex of the temple consists of 17 building structures that are divided into 11 terraces.

The first terrace functioning as the yard leading to the entrance is a terrace with staircase stretching from west to east.

The building on the eleventh terrace is in the form of encircling wall, eight pole phallus, four buildings namely the main temple, and three ancillary temples. The placement of the building on each terrace is based on the level of its being sacral. The building on the highest terrace is the most sacral.



## Boko Temple

Entrée 385.000 Rp. / (23,00€)

### King Boko Palace, the Glory on a Peaceful Hill

King Boko Palace was a glorious building built during the reign of Rakai Panangkaran, descendant of the Sailendra dynasty.

The palace initially called Abhayagiri Vihara (*meaning a monastery on a peaceful hill*) was built for seclusion and to focus on the spiritual life. This palace is located 196 meters above sea level.

The area of the palace as wide as 250,000 m<sup>2</sup> is divided into four, namely, central, western, southeastern, and eastern parts.

The middle part consists of the main gate, the square, the Burning Temple, the pond, the square terrace and the auditorium.

The southeastern part has a hall, a platform, three temples, a pond and a complex for princesses.

The caves, Buddha image and a pond are located in the eastern part, while the western part consists of hills.

When you enter two tall gates welcome you.

The first gate has three entrances, while the second has five.

on the first gate you will read 'Panabwara'. Based on the Wanua Tengah III inscription, the word was written by Rakai Panabwara (the descendant of Rakai Panangkaran) who took over the palace. The intent of engraving his name on the gate was to legitimize his authority,



The Ratu Boko Temple is located on the top of a thousand hills with an elevation of about 200 meters above sea level and is ideal for enjoying the sunset, with overview on the Prambanan Temple with the background of the Volcano Merapi and the Volcano Merbabu.

Unfortunately, the entrance ticket to Boko Temple equals Borobudur and Prambanan costs around 25 €, which we honestly think is a bit much.

Then a sunset from Ijo temple is just as beautiful but costs 1,20 €!







to combine Merapi volcano area

## The sculpture park 'Omah

In combination with a visit to the beautiful surroundings of the Merapi volcano is also a visit of an hour to the sculpture park 'Omah Petroek' an inspiring change.

It is hard to describe, this wonderfully cool park, which contains hundreds of works of art by various artists, many of them very inspiring and give you a few moments of reflection and consideration of what you see and why you see it in it. You can certainly not call the park a museum, it is therefore free to visit, more so a place to experience something completely different. It's a park for everyone, a break from the reality of the world to something that will stay in your memory for a long time, and will certainly inspire your imagination.



Entrance Fee; Free! :-)

## Sabina "Fruit plantation" for Young & Old

For Young and Old, for art lovers and culture interst, educatief & and relaxed


In the same area, are fruit plantations, and a strawberry farm where you can collect your own fruit.

All real organic like we do at our home with rice and vegetables that growing around our houses. (Nice for a 1 h. Stop).

We have much more nice's stops if you like , in that area!



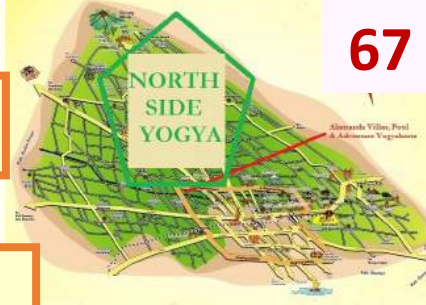
Entrance Fee; Rp 30.000







## TOUR 5 ½ Day tour



# MERAPI VOLCANO JEEP TOUR

This tour is not go to the top of Merapi Volcano,  
but show you the result from the last eruption in 2011-2018—2021 -2023

**JEEP TOUR** on the down area of the Merapi about 2.5 hour

**Merapi volcano is the most active volcano in Indonesia.**  
To reach Merapi area, we will have 60 minutes trip.  
For having a great adventure and explore Merapi Mountain  
with the 4x4 jeep tour.

**This tour will take ± 2,5 hour in total.**

In our way, we will passing the nice view of countryside roads.  
You can also feel the cool wheater when we almost arrive.

With the jeep you will get the great adventure,  
half way the volcano.

Driving over the area that was the hot Merapi lava tracks in 2011.  
We make some stops, for photos, but also at a house that is still in  
de situation from the last eruption.

Feel how the situation was from the interior from the houses in  
that village.

After the jeep tour, we also visit the small Volcano museum (*if you  
like*) that can impress you with the complete information about  
the eruption stories.

**For Young & Old this is Education, Adventure and a lot of FUN!**

*The Rent of the 4x4 jeep including a very good  
English speaking local guide is Rp 550.000 35 € / 40 \$.*

**Witnessing the residual ferocity of the eruption**

The great eruptions of Mount Merapi in 2006 and 2010  
have changed the face of the surrounding area.

The area that was once a stretch of green pine forest  
has now turned into a barren one.

***This is not a hike to the top off the Merapi volcano.***

You drive up to 1.5 km over the last lava stones, and get a  
good impression of the volcano activities!

We can make it a day tour if you like,  
Combine with our Blocks in this area!





# Around Merapi

Familiarizing the dir with the splendor of Mount Merapi: Bukit Klangon, Merapi

## My Treasure I Remains Mini Museum (Mr. Kimin's House)

We make a stop at this museum during the jeep tour,  
but can also go there without the jeep tour.

The museum, which is located on the slopes of Mount Merapi,  
is a **silent witness to the terrible eruption of Merapi in 2010.**

This museum was originally a resident's house (Kimin),  
one of his children took the initiative to collect the  
remnants of existing items and then rearranged them to  
become the mini museum.

### What's in the My Treasure Museum

- Collection of items affected by the eruption of Mount Merapi such as books, household appliances, photographs, sewing machines, televisions etc.
- **This museum consists of several rooms**, such as the living room, 3 bedrooms, bathroom, kitchen in which there are several evidences of the **"wedus beggars" ferocity at that time**
- There are livestock skeletons such as cows, motorbike frames



Nice for a view hours with kids  
In commination with the jeep tour

## The Lost World Castle Jogja

- This 1.6 hectare building is currently the prima donna for tourists, especially for those who like nature and the splendor of castles.

*The Lost World Castle* has **7 selfie spots** such as Spartan war-style clothes, *angel wings*, *paradise gate* to existing photos with hard top cars.



Entrance ticket: IDR 25,000 Open every day at: 07.00 - 18.00 WIB



# Ullen Sentalu Museum

Exploring the history of Ancient Mataram at Ullen Sentalu Museum

Even if you are not a fan of museums, but this place is a must-visit because National Geographic named it the best museum in Indonesia.

Ullen Sentalu Museum displays a variety of private collections depicting the history of the Mataram Kingdom, one of the most powerful kingdoms in Indonesia in the 8th century, which also founded Borobudur Temple.

As soon as you step in, you are immediately greeted by a tour guide who will take you to each exhibition hall featuring a variety of artifacts such as furniture, paintings, artworks, and a brief history of batik.

One of the most alluring spaces is the Guwa Sela Giri, a room underground that displays documentation paintings representing the figures of the 4 palaces of the Mataram Dynasty.




It is said that one of the women in the painting seems to be following your movements in the room. Hiii....!

The tour ends in a beautiful garden decorated with moss-covered stone pillars, where you will be presented with a glass of Ratu Mas, a typical drink of traditional herbs that are efficacious for health and beauty.

**Ullen Sentalu Museum Entrance Ticket: Rp75.000**

**Location: Jl. Boyong KM 25, Kaliurang Barat, Sleman, Yogyakarta**

**Operating Hours: 08.30 – 16.00 | **mondays closed****





# Kulong Progo area

Country side tour "Yogyakarta Regio"

Alamanda Villas

Bamboe area

Yogyakarta old city

Tea plantation

Semo lake

View Kalibiru

Hiking Waterfalls

Maria Cave  
Durian Hill

Spekkoek bakery  
Fruit market

**The area of Kulon Progo, located north west of Alamanda villas, is the beautiful mountain area within a 20 minute drive.**

It is a series of mountains that extend beyond Borobudur. A mainly wooded nature reserve, with caves, large and smaller waterfalls (*great for swimming too*), but also a large reservoir, terraced rice fields against the mountain slopes.

Durian plantation, coffee and tea plantation, all kinds of herbs grow here in the wild and we are happy to show you and smell / taste.

You understand the beautiful mountain peaks give you unique views time after time, and beautiful sunrises and sunsets

Due to its higher location and a lot of forest area, it is also nice and cool.

We have several tours to it, and there is certainly something for everyone. Naturally, the area is also dotted with wonderful local restaurants and coffee drinking establishments fresh home-roasted coffee from the area



This village is 10 minutes from Alamanda in direction Country side West.

The making of *bamboo handicrafts* in Sendari has been a declining activity.

Local residents use bamboo as a craft material because in this area there was a lot of bamboo.

Sendari Village is a bamboo crafting village besides Cebongan Village. The majority of the population was working as craftsmen, but currently only a few families remain craftsmen due to capital and raw material constraints.

Crafts produced, are like lincak, bed, chair, table, gazebo, and so on.

The village is near a nice water irrigation system from the colonial time.



## VILLAGE TOUR WITH OX CART GEROBAG SAPI

Alamanda Adventure offers many means of transportation, to the real getting to know life in Java; walking tours, cycling, our new electric bike tours, motorcycle tours, of course very successful tours with our luxury mini buses.

However you explore the environment, one of us will always guide you and explain what you see!

Another alternative way is a trip of 2 hours with an original GEROBAG SAPI (Ox Cart). slowly over the local roads, enjoying the view.

A nice idea for small groups but also for family with children, something different. Of course we provide appropriate local clothing during the trip!

In view of the preparation of Os and Wagen, you must inform us about this so that we can approach the local farmer for this trip!

Costs are around 650,000 Rp 40 € 45 \$.

for more than 2 hours of rural travel.

incl transport by us from and to the location  $\pm$  15 minutes drive.





## TOUR 6 full or ½ Day



### HIKING ON THE HILL AT KULON PROGO WATERFALLS

*Have a short hiking with a beautiful forest scenery and fun swimming in the pool from waterfall!*

*About 20 km behind our villa, you can see there is a mountain.*

*That place is a great area for nature and adventure activities.*

*We will spend about 2 hour for go and back from that place.*

*Most of guest are spend their time in this place about 1 ½ hour in this area.*

*With this a half day tour.*

*We recommend you to combine it with other tours in this area, such as Kalibiru view pointing, Sermo Lake, Tea plantation, Borobudur or wild water-rafting*



Waterfall visit entry cost Rp 50.000 € 4 \$ 4 per person

½ Day

### NATURE HIKING TROUGH COFFEE AND CACAO TREES

*Very close to Waterfall (about 5 minutes)*

*You will get a nice nature walk tracking.*

*(if you like, it is very easy and very cool in the forest! So to do for all our guests and ages)*

*Starting from a small house of coffee organisation,*

*we will guide you to the area and having a lot of information about plants, animals, bird.*

*You get a chance to see differend type of coffee tree, cacao tree, and fly-bee farm.*

*Your guide will serve you some real oranic home brewed coffee, and tell you all about the diffened types!*

*In here, we also like to introduce you, a friend of us, Iman, the expert of birdwatching in Yogyakarta. ( if you intrest in birds)*

*He have a small training project for local people to protect birds in the forest. Imam try to spread the message about how useful the birds are for the balancing of the nature.*

*We are proud for support this kind of projects!*



*Hiking & visit coffee forest, fly bees project , try the Coffees, the Honey*

*The cost and support project / guide Rp 150.000 € 10 / \$ 12*

*We recommend you to combine this tour with other bolcks or tours*



# TOUR 7 Full or ½ Day

78

## WONDERFUL COUNTRYSIDE OF YOGYAKARTA

See the green nature, rice field, rice paddy, rivers, mountain.  
Enjoy the great view from 1500 m above sea level.  
Harvest your own tea at the tea plantation.  
Get a new experience about famous herbs  
and medical plants in the mountain.

### COUNTRYSIDE OF YOGYAKARTA

*It only take 30 minutes drive from our villa.*  
*We will passing the bamboo furniture production area,*  
*middle of farmland and River Progo.*  
*If you like, we can have a walk  $\pm$  2 km on a small road,*  
*meet only bikes and farmer.*  
*With fresh wind, you can see vast expanse of rice fields and the mountain.*  
*In here you can see wonderfull views and interact with friendly local people.*

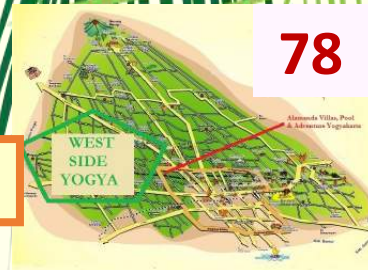
### TEA PLANTATION

*Our next destination is the mountain (1500 m above sea level).*  
*Here, there are tea plantation.*  
*You can help the local to collect your own tea leave,*  
*drink tea with the people who make it.*  
*Try the special White Tea!*  
*If you like to walk up the hill (1800 m above sea level)*  
*you can see the incredible Borobudur, Yogyakarta city,*  
*ocean and the smell of freedom!*

The basic intension of this country tour is;  
To show You so much as possible LOCAL PRODUCTS

*We stop a lot, to show you all kind of local products,*  
*Depence the time of the year,*  
*we can visit Cloves oil production.*  
*We can also see the other local products:*  
*coffee, cacao, durian, and all kinds herbs ,*  
*fruit and vegetable that growing here.*  
*But also to meet the wonderful people that live and do the work .*

In our vision, a full day is the prefect choice for this tour,  
but off course , depended your time and interest.





# 8 TOUR

## KALIBIRU NATIONAL PARK a half or full day



NOT ON SUNDAY/ PUBLIC HOLIDAY  
(the busy time for the attraction and roads)

*It takes an small hour's drive westward from the Alamanda Villa's, after 10 minutes you are in Countryside, a wonderful nature scenery road to Kalibaru Hill.*

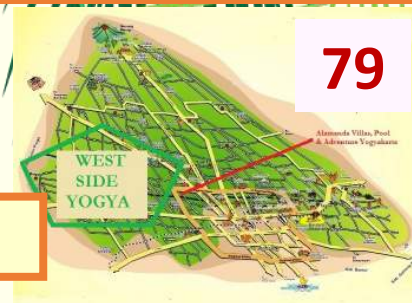
*You will immediately notice the decrease in temperature and vanishing buzz of motorcycles.*

*So here, it's all fresh, cool air and quiet roads very much best for a retreat from work.*

*Past the hairpin turns and up the Menoreh mountain range lies Kalibiru National Park, which is built and run by the local residents, and is gaining a lot of attention from travelers everywhere.*

*Unlike most parks that offer the regular outbound activities, the rock climbing and tightrope walking at the Kalibiru National Park is fully scaled and comes with an amazing view from the top of a mountain.*

*To finish it, the flying fox ends at a deck on top of a tree with a view overlooking Lake Sermo, and if you are lucky, you might just see the white waves of the south seas crashing on sandy beaches!*



We really recommed you to combine this tour with other blocks or tours in same area, such as Nglinggo Tea Plantation or The Water Sermo Dam Our wonderful organic coffee plantation and brewery, Waterfall our nature hiking and bird watching.



Entrance Fee; 50.000 Rp €3 \$4 per person  
For KALIBIRU NATIONAL PARK

And separated fee for OUT-BOND ACTIVITIES



## Kulon Progo Sunrise Sunset Area

**Dramatic sunrise and sunset views from the top of the mountain: Sloping**

**Batu Miring is a suitable place to enjoy a beautiful panorama.**

Come in the early hours of the morning to be able to enjoy the golden sunrise or in the evening where the mauve dusk and sunset look so charming.

The sloping Rock is surrounded by a row of mountains, limestone hills and green trees.

There is no public transport operating to this location, so you will have to bring your own motor vehicle to reach it. From the parking location, you need to walk about 200 m which will take you to the foot of Steamer Mountain.



There are two paths that can be taken, where each path will take you to two different peaks. The left path will take you to Dempok Peak and the other path will take you to Kendeng Peak which is the highest peak.

From the two peaks, you will be spoiled by a spectacular panorama of mountains and valleys.

The calm atmosphere, fresh air typical of the mountains, and the chirping of birds will certainly make you feel as if you are one with nature! If you come here in the early hours of the morning, do not forget to bring warm clothes, because it is quite cold and foggy!





Also to combine with Borobudur

## YOUNG DURIAN PLANTATION WITH WATER RESERVOIR VIEW POINT

### DURIAN PLANTATION (young project!)

The location of this water reservoir is on the strategic location, because it is in the middle of tourist route of Borobudur Temple, so it is expected that tourists can stop for agro tour.

The aim of construction of 'embung' (water reservoir) is to irrigating the surrounding agricultural area also provides water supply for durian farmland around the embung. Durian planted in this area are 3000 seedling from the varieties Menoreh Yellow and Jambon.

In here you can see the beautiful sight from 'embung' and taste the one of national superior durian (you can only taste them during the season)



*Durian Plantation and Lake entrance cost Rp 25.000 € 1.5 \$ 1,5 per person  
We are really recommend you to combine this tour with other tours  
in the same area*

## MARIA LOURDES SENDANGSON CAVE INN THE HILL

*On December 14, 1904 Father Van Lith baptize ago 171 local residents with water from the two trees sono, including Mr. Barnabas as the first catechumens.*

*Twenty-five years later precisely December 8, 1929 Sendangsono officially declared to be a place penziarahan by Father JB Prenthaler SJ.*

*Statue of Virgin Mary in Sendangsono presented by the Queen of Spain who was so hard it lifted rollicking ride from the village by people Sentolo Kalibawang.*

*In 1945 the Indonesian Catholic Youth opportunity pilgrimage to Lourdes, from there they brought the rock where the Virgin Mary apparitions to be invested under the feet of Our Lady Sendangsono as relics so-called Cave of Maria Lourdes Sendangsono Sendang Sono.*

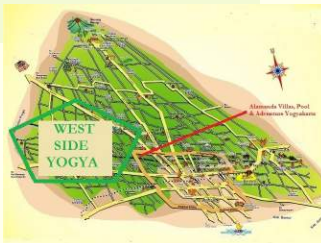
*When about to go home, do not forget to take water sendang by way to the water taps on the right side of the river.*

*Bringing home water and drinking it, is believed to bring blessings.*

*By bringing the water, the reflection and the requests that were delivered during the worship will be more complete.*

*Around the cave there are Maria souvenir shops and water take away shops like you are in Lourdes!*

*Maria cave free entry, but better you give your donation  
It takes about 30 minute to visit (If you not join the worship)*





## TOUR 9

### YOGYAKARTA- COUNTRY VIEW

#### BANTUL BEACHES FOLLOW UP STREAM THE PROGO RIVER

##### FROM ALAMANDA VILLAS DRIVE TO BANTUL BEACH

*We will take about 60 minute from our villa to reach Bantul beach.  
During the ride you can see nature scenery from rice field*

##### THE MANGROVE PROJECT

*Include in this tour, you can visit the new mangrove project  
to protect the land from the sea*

##### LIGHTHOUSE

*Lighthouse is the place that serve the Fisherman to find their way home.  
From the height of the lighthouse, you can watch the southern coastline  
and also a row of hills on the west side.*

*To get into this lighthouse, you have to climb the circular stairs to get  
to the top of the lighthouse. The energy you spend is definitely paid  
for with a beautiful view at the top of the lighthouse. But it not easy!*

*To go to next stop we will drive you down the Progo river.  
You can see the local people who work to collect sand from the river.  
They still do it with the traditional way! you won't believe your eyes.*

##### LOCAL VILLAGE & BATIK FAMILY HOUSE PRODUCTION

*Making new friends is our hobby and we love to help our guest to make the  
same thing.*

*We will passing and stop all kind of small local village. Meet and interact with  
the local people. Don't worry Indonesian people are the most friendly citizen in  
the world! We will also go to see the Indonesian culture heritage, Batik. We will  
go to a batik family house production.*

##### SERMO DAM

*Sermo Dam is a huge lake that use for help the farm irrigation around  
Yogyakarta and water supply in dry season.*

*It is a beautiful and huge lake in the hill. A sweet escape place!*

*Feel the fresh air and enjoy the nice view .*

*We will also have 30 minutes boat tour on the lake  
and make a wonderful moment!*





## TOUR 10 ½ Day

# TEA PLANTATION

Nglinggo tea plantation is the only tea plantation in Yogyakarta regio. It is located in the slope of Menoreh Mountain in Kulon Progo area.

This is not as big as in Bogor, but the panoram is still exquisite. We will go about 1 hour to reach that place.

In Nglinggo you can see the amazing landscape of terraced row of tea plants.

You can feel relax here with the clean and fresh air. It is a good place for reducing your stress from the job. It is not complete if you not try the tea.

Feel the relaxing moment with the local tea. You can also find the famous tea, **WHITE TEA** that usually produce in a few month.


Most of guests spend at the plantation about 1 hour.

If you sportive a short hike to the top of the tea hill is a great experience, an wonderful panorama point what also takes about 40 min.

Entrance Fee; Rp 50.000 €3 \$4 per person

You can combine this tour with other blocks or tours !  
So you can make your own full day tour in KULON PROGO AREA:

- Tour in the forest
- Clove oil home industries
- Hiking in the forest
- Waterfalls
- Water-reservoir Lake Sermo





# TOUR 11

## DIENG PLATEAU

Full long day 8 h driving!

*Have a great view with farms, hills, and valleys.*

*See the sulfur crater and small temple.*

*But this worth journey, you will take 4 hour drive to Dieng Plateau and 4 hour back too. FYI.*

*The roads are small and not all of them in good condition.*

*So 25 km/hours is already fast!*

Dieng plateau is marshy plateau that from the floor of a caldera complex on the Dieng Volcanic Complex near Central Java. It is the longest highland in Java which lays 2.093 meters above sea level and  $\pm 15$  C. has been the common temperature.

*We depart early morning and drive in direction of Magelang where we meet the mountains and take country inside roads to drive to Wonosobo. Where we have a coffee stop and you can see the local market with all the product of the plateau.*

### TEA AND COFFEE PLANTATION

*On our way we will drive down the vegetable garden and will visit the tea and coffee plantation.*

*It a good place to feel the fresh air and take some nice photos.*

### DIENG PLATEAU on the top

*Around Lunch time we will arrive the Dieng Plateau, where you will enjoy the lunch.*

*Than we drive to Volcanic area, enjoy the view of the color lake, walk to the Sulfur crater (smells not so nice!).*

*We will also see a movie about the last eruptions and the danger of the invisible gas in the small theater (very interesting 15 minutes film about Dieng Plateau).*

*Here we will trying fried mushrooms and local potatoes tasting.*

### 4. HINDU TEMPLE

*The plateau is home of eight small Hindu temples that are among the oldest surviving religious structure ever built in Java. In this oldest Hindu Temple of Java you will take 15 or 30 minutes to walk around.*

*Slowly we drive back to the gate of Dieng Plateau to drive back to Yogyakarta, on the way we make some photo stops and time for a local drink and snacks.*

*this is long tour from more than 14 h. and lot km.*

*There are Entrace fee for ; local area , the temple entry, some stops theater ticket, other atraction you can do.*



86





## Around the volcano Sumbing Tour 12 (a)



**If you want something completely different!**

**Meet Really local farmers live!  
Join a Day around the Sumbing  
Vulcano**



and want to see the real Asia on a beautiful day, you could say just the **real farmland**, **with tobacco plantations**, **tea plantations**, and actually see everything that can be grown on your plate in Indonesia.

Then we invite you to have a nice day with us to go to the area around Temanggung. From Yogyakarta we then drive in 1 hour to Magelang, where we turn left and make a **day tour around the volcano Sumbing** you can say.

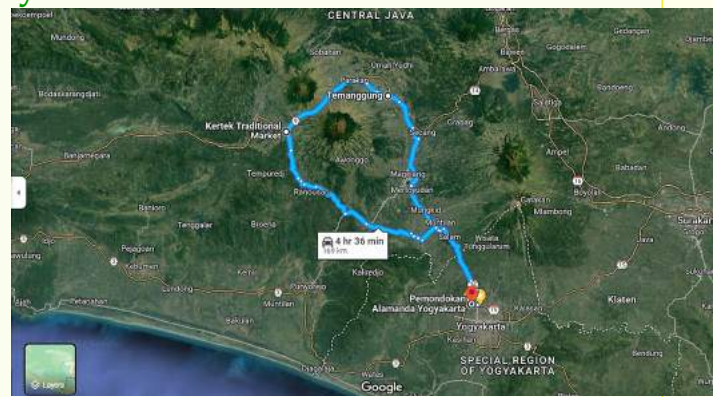
You can often see this volcano in the morning on the west side of Alamanda villas.

During your tour to the Borobudur, see him beautifully on your right!

**It is a full day tour, so we recommend that you arrive at the latest by 7:30 am. to leave.**

So that we can make maximum use of the day-light of the tour, which is more than 5 hours drive but with dozens of stops along the way.

The views of this day are unique and Temanggung is called **the Tibet of Java**, because of the houses built step by step against the mountain and the volcano in the background.



After passing the **town of Magelang**, we quickly enter the beautiful area, where we drive on narrow local roads, straight through tobacco plants, see tobacco pressed left and right along the road, and the Volcano in the background all the time.



We try for a full day surprises such as the very **small-scale cigar factory Temanggung** "De Rizona" founded in 1901 by the Chinese Hoo Tjong An, who passed the baton to his son after 50 years and now the factory is run in a slimmed-down form by the 3rd generation of the founder, Mr Mulyadi Hartono. 38 women now work in this factory.

After which we enjoy coffee and snack and a view in a warung high in the mountains, **in the middle of the tobacco plants**. The next stop is not that far from here, but in a completely different environment.

When we get a little higher, we are in the middle of the tea plantations and as far as you can see you can see tea bushes. We walk through it, it is wonderfully cool here.





## Around the volcano Sumbing 12 (b)



**Then we visit the Tambi tea factory,**  
A company built in 1865 by the Dutch government,  
during colonial times, where the production is still  
largely manual.

They will gladly show you the entire process,  
from picking to packaging.

On the grounds of the factory are bungalows where their guests can spend the night.



So if you want you can do that too and do the trek in 2 days.  
So that we could watch the sunrise over the tea plantation,  
wonderfully cool beautiful colors) and more relaxed in time!



"Every day the ladies start picking tea from 6:00 am to 12:00 pm.

If the tea is good one day, they can pick up to 50 kilos of tea leaves per person!"

Tambi Plantation is located in the highest area with an altitude of 1400 to 2100 meters  
above sea level.



At this altitude you will feel the cool and fresh climate, so at night it is 16 c, brrr.

We continue the journey. Via the mountain pass between the Sumbing Volcano and the  
not so high and very popular mountain for hikers to see the sun rise.

**Mount Sundro**, after which we arrive in a somewhat lower area about 1 km high that is  
excellent for growing vegetables, So unbelievable when you see how people grow pota-  
toes, cabbages, lettuce, carrots, onions, etc. Also looks on slopes where you think a  
mountain goat can't come there glowing crops. Later we also see the coffee growing in  
the shade under the trees.

It is a day of sun and clouds, because we ride so high, we sometimes sit above the  
clouds, and we see why it is always so humid here, which is perfect for cultivation,  
against the mountain slopes. It is a beautiful panorama tour, via Wonosobo  
we drive the rural road behind the Borobudur back to our trusted Alamanda villas.

During this trip we make many stops and regularly taste local products, go for a walk  
regularly, and just sit and enjoy the view. Usually we also have dinner on the way back,  
so that we are back home around 8 pm for a delicious cup of coffee with fried banana.!





# The Yogyakarta region is and has a coastline of over 100 km, a wide variety of beaches and unprecedented recreational opportunities

Yogyakarta region has 2 types of beaches,

- \* The gray sand *(because of the volcano)*
- \* The beautiful white beaches, all along the coast.  
Because these beaches are located in natural bays,  
they are sheltered, safe and crystal clear water and  
white sand beach



In a straight line from the old center of Yogyakarta is the famous beach of Parangtritis, which is part of the Kraton sanctuaries.

This beach is colored gray because of the river Progo, the regular eruption of the Merapi Volcano carries the lava to the sea and the current throws it back on the beach!

The Indian Ocean comes here with great force against the south side of the island of Java. The current, especially under current, is very strong and dangerous, so absolutely no position to go swimming, but enjoy a breath of fresh air, enjoy the waves that are meters high, and live the cozy Indonesian local beach.

75% of the beaches are wonderful white sandy beaches,  
which are surrounded by rocks and thus form a wonderfully safe bay.

The ride to it goes over the coastal mountains,  
with each turn down where the fishing boats are located  
and where it is wonderful to relax, both eating fresh fish  
on the beach,  
swimming, snorkeling, or just enjoying the view.

There are dozens of these beaches,  
each with its own character and possibilities

We are happy to discuss your wishes with you.  
From a small bay with a beautiful beach and delicious fish,  
to larger beaches with extensive options for eating,  
Enjoying and, if the tide is right, also swimming, canoeing, etc.

But there are also wonderful white beaches with a beach club,  
where a beer is also served, sunbeds and hammocks  
(also some music, so not the right beach for everyone!)  
but also with a terrace even with swimming pools located on the hill  
with glass walls, and many photo opportunities.





## TOUR 14

### YOGYAKARTA BEACH 'PARANGTRITIS'

*Parangtritis is a beach that famous for King of Yogyakarta ritual.*

*It's about 27 km from our villa.*

*So around a small hour drive.*

*This one of favorite place for Indonesian tourist when they come to Yogyakarta. Parangtritis beach are so famous with the big waves and high mountain scenery. A great place for chill and hear the sound of the ocean!*

### DEPOK BEACH

*Most of our guest are like to combine the visit of Parangtritis beach with Depok beach.*

*It only 4 km from Parangtritis.*

*Here you can meet some fishermen and the boats that used for fishing at the night.*

*Here you can find, fish market that sell the fresh fish.*

*Don't worry if you want to try it!*

*We can bring you to a small restaurant that can served a good deliciaces from seafood that you see in the market.*

*For the complete great moment, don't let you pass the sunset!*

*A great view to close your beautiful day!*

**FYI.**

**Indonesia have a total different beach culture with the Western world**

**Here Indonesian like to be "White" for their skins.**

**So they will use long clothes even in the beach! (go in the water in it)**

**In this area real swimming is not possible because the danger of the big waves, stream of the Indian Ocean**

*Exc. Lunch/dinner in a small restaurant*

*If you like to have seafood dinner / lunch, we love to help you order from Fish market and bring it to a nice small restaurant*

**In this area are a lot off other activity's to do see our blocks.  
Like sand boarding in the dune,  
visit sunflower garden and much more.**






## south side Yogyakarta

92



### SEE SAND DUNES PARANGTRITIS BEACH. GUMUK PASIR PARANGKUSUMO

*This is 45 minutes drive from Alamanda, near the Parangtritis beach.  
It is special because asian beaches normally have not sand dunes,  
so it become special for people from Asia.  
Enjoy the sunset with a barefoot walk on the sand.  
Feel the calming wind and relaxing your mind.  
If you interest, you can also try a fun sandboarding activity.  
You will slide from a height of about 5-7 meters.  
Your adrenaline will soon be driven by lightning. Wush!  
After sliding once, you might be addicted and want to go up to the top  
of the desert to glide again. You can also try to melt again in various styles.*




Entrance Fee; Sand Dunes cost Rp 25.000 €2 / \$2 per person  
For rent sandboard + Rp 75.000 €5 / \$6 per person

It can be done if you combine this tour with other tour in Yogyakarta beach area

### PARANGTRITIS BEACH. DEPOK FISH MARKET AND FISH EATING ON THE BEACH

*After getting tired of traveling in Parangtritis you are certainly hungry, right?  
Or maybe you really have from home intended to look for seafood fish?  
Well, it seems that at Pantai Depok is the right answer.  
Aside from being a beach tourist spot, now Depok beach  
is more famous for its taste of seafood fish culinary tourism.  
Various types of sea fish are available here, there are skipjack,  
white snapper and pomfret, crab, shrimp, stingray, grouper,  
cucumber, layur fish, and squid, even sharks also exist.  
We bring the fish to a small restaurant on the beach,  
and they prepare the fish, like you wish!  
A great lunch or diner for a very reasonable price!*





# Gunung Kidul area

Alamanda Villas



Yogyakarta old city

Koridor II dari Yogyakarta dari Imogiri

Koridor I dari Yogyakarta

Koridor III dari Sukoharjo dari Solo

Koridor IV dari Wonogiri

Koridor V dari Sukoharjo dari Solo

Koridor VI dari Sukoharjo dari Solo

Koridor VII dari Sukoharjo dari Solo

Koridor VIII dari Sukoharjo dari Solo

Koridor IX dari Sukoharjo dari Solo

Koridor X dari Sukoharjo dari Solo

Koridor XI dari Sukoharjo dari Solo

Koridor XII dari Sukoharjo dari Solo

Koridor XIII dari Sukoharjo dari Solo

Koridor XIV dari Sukoharjo dari Solo

Koridor XV dari Sukoharjo dari Solo

Koridor XVI dari Sukoharjo dari Solo

Koridor XVII dari Sukoharjo dari Solo

Koridor XVIII dari Sukoharjo dari Solo

Koridor XIX dari Sukoharjo dari Solo



Sri Gethuk waterfall

Pindul cave

Jombang cave

White sand beach-

Imogeri Area

Pine forest

Fruit vallei

Indrayanti beach

Timang beach

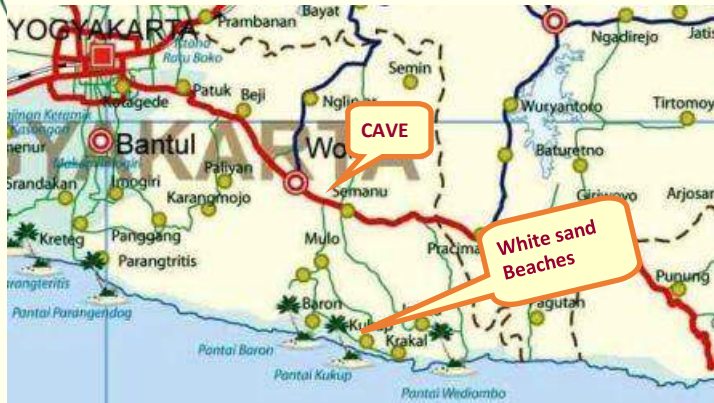




# TOUR 15 Full day ( in combi with caves)

## RELAX & HAVE ADVENTURE FUN AT SECRET WHITE SAND BEACHES

### THE SECRET WHITE SAND BEACHES



*We will bring you to the relax place, **secret white sand beaches**.*

*In here you will find a wonderful white sand beaches with nice clean blue ocean water.*

*You don't need to go to Bali to have this great experience.*

*There are **6 differend Beaches** near eaches other,*

*All have their own charme.*

*Depence the day, the weather, your preverces we make on the way*

*Together with you our choices*

*May first have a nice fresh seafish lunch on the beach,*

*Than to the enxth beach for, **swimming or kajak or/and snorkeling** beautiful waves, a great place for swimming.*

*If you like we also can lunch after the Cave on the way*

*and have sun set diner on the beach! We will end this journey with a big smile and drive you about 2 hour to our villa.*



*For this great adventure day, bring some **EXTRA CLOTHED** with YOU.*

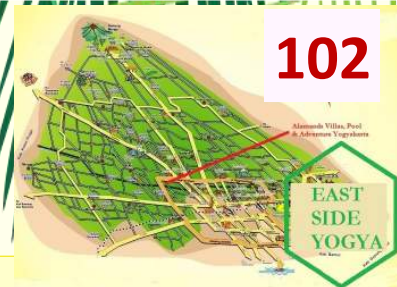
*We take care of towels,*

**Entrance Fee; the beach Rp 10.000**

**if you like rent Kajak Rp 50.000 / Snorkeling set Rp 50.000 (optional)**



# White sand beaches



## INDRAYANTI BEACH A Clean Beach with Cafe Restaurants

*Besides offering the charm of white sandy beaches with crystal clear sea water, Indrayanti also offers the sensation of starry romantic dinner at the restaurant located by the beach.*

**A newspaper article.**

Located on the east coast of Sundak Beach, the beach that is lined by rocky cliff is one of the beaches that presents different views with other beaches in Gunung Kidul.

Not only decorated with white sand, rocky hill, and the clear blue water as if calling for tourists to dive into it, Indrayanti Beach is also equipped with a row of restaurants and cafes and inns that will spoil tourists. A variety of menu ranging from seafood to fried rice can be ordered in a restaurant facing the beach.

Since the name Indrayanti was displayed on the board of this beach cafe and restaurant, eventually people called this beach by the name of Indrayanti Beach.

While the government named this beach as Pulang Syawal Beach.

But the name of Indrayanti is more popular and more commonly known than Pulang Syawal.

Unlike the other beaches that are rather dirty, the shoreline along Indrayanti Beach looks clean and free from rubbish. Therefore Indrayanti Beach becomes a comfortable place to visit.



## Ngrenehan Beach, Tasting Fresh Seafood at a Quiet Beach In Yogyakarta

Ngrenehan Beach is unpopular beaches in Yogyakarta.

But, the beauty of the beach is comparable to other beaches. The main attraction when you come here is the activity of fishermen and enjoy the seafood. The dishes are fresh and if you like to bring the seafood, you can buy it at the fish market there. Actually, Ngrenehan Beach is kind of strait and surrounded by stretches of hills with stunning panorama. The sound of waves come and gone. Although the beach still untouchable, but you will not regret to come because the beach is so beautiful.

Location Ngrenehan Beach is located at Kanigoro Village, Saptosari sub-district, Gunungkidul Regency, Yogyakarta. It lies about 30 km from Wonosari City and 60 km from the Yogyakarta. Activities Just like other beaches in Yogyakarta, especially in Wonosari, Ngrenehan Beach is a bit different because the beach just likes a strait and along the beach you can see white sand and green hills. The panorama around Ngrenehan is very stunning. You will amaze to the line of colorful boats.

Ngrenehan Beach is identical to fishing area indeed. If ever visited Depok, Kwaru, and Baron Beach, you will see the same nuance. Stall foods, boats, fishermen, and fish market.

Most of visitor who come to the beach love to taste local culinary. With traditional ingredients, the taste of the food are so delicious and tasty.

If you like to swim, the beach is suitable for you because the wave is not powerful. So, it is a perfect place to spend the vacation. But you must be careful when the boat around the coastline.

After that, you can sit on the white sand and feel the breeze while enjoying young coconut.

You still can climb up the hill to see the view from the high. This is one of chance for you to enjoy incredible scenery. The blue sky and the beach become a perfect combination of Ngrenehan Beach. You can walk around the cliff to search amazing pictures and dozens boats sailing far away at the middle of the sea.

Come to Ngrenehan Beach mean you have to sit and taste their seafood dishes. You can order fried fish, crab, squid, and many more. The prices are reasonable and you can enjoy it while accompanied by the waves of water.





# TOUR 16

## FLOATING ON RIVER THROUGH CAVE & RELAX AT SECRET WHITE SAND BEACHES



**BEST TIME :** Only on week days

(weekend is hectic day in Indonesia Families!)

± 07.30 Morning : Cave tubing / Wild river Afternoon, White sand beaches

### PINDUL CAVE TUBING (for EVERY age!)

*Pindul cave is a beautiful adventure site.*

*In here you can have an unique experience tubing through the Pindul cave.*

*Once you get inside the cave on your tube, it is cool inside.*

*The rocks inside the cave is beautiful. This adventure are safety for every people, young and old can fully enjoy with it.*

*This journey will take 45-60 minutes. You will invited to go along the river in the darkness cave (300 m length). Don't worry you will get a life-jacket for your safety and we also provide you a headlamp. If you come on good weather, you will see 'light from heaven' which is sunlight over from the top of the cave.*

*Beside telling you about the legend of cave, our guide will help you to make a nice photo, and guide you to have a nice water jump/swim place.*

*Here the best spot, when you can feel free to jump like Tarzan!*

*Make sure that you dress comfortably for tubing activity.*



### WILD WATER RAFTING (OPTIONAL)

*If you want to test your adrenaline,*

*we also suggest you to also join wild water rafting.*

*Take about a hour extra!*

*This spot are near with the cave. They will bring you there by car.*

*An 10 minutes trip to the upper river.*

*Than walk 10 minutes and you will see the wild water spectacles!*

*This journey is about 20 minutes.*

*So prepare yourself again by tube for the amazing experience!*


*Cave tubing activity in Pindul Cave is fully organized By*

*Entrance Fee; Entree national park Rp 10.000 0,70 \$ 0,60 €*

*The cave tubing Rp 60.000 4,00 \$ 3,60 €*

*Wild water rafting Rp 100.000 7,00 \$ 6,00 €*

*Follow page 21*





## 36 SRI GETHUK WATERFALL about 2 h.

*This nice waterfall is only 15 Minutes from the Pindul cave.*

*On our way we will see the nice panorama routes, see countryside from the high of the mountain.*

*You can see Eucalyptus plantations, the leaves that are usually used for Indonesian 'Minyak Kayu Putih', a traditional oil that helps for everything*

*Our arrival spot is near the river.*

*But before we start the journey, let's try some local snacks at 'warung' (small restaurant) at the docking place for small ferry.*

*This small boat will bring us about 10 minutes to the waterfall.*

*With the water-drum sounds from ferry and the beautiful scenery you can feel the great adventure!*

*Back from the waterfall, we also love to show you the other local speciality of this area, young coconuts on small fire heated.*

*All this journey will take about 2 hours. A great time for your new experience!*



**Sri Gethuk Waterfall Entrance Fee; Rp 100.000 \$ 8 / € 6 per person Inc. Ferry, entry ticket, snacks and drinks.**

**Transport is 15 minutes drive from Pindul cave, and it will be good with the combination tour in this area!**



## GOING DOWN INN THE JOMBLANG

It is a famous tourist attraction,  
so famous that it slowly destroy its own succes  
It is first come first go down, so long waiting times  
for a 15 minutes photo shot!  
It means we have to leave Alamanda  
around 06.30 to be on time.  
And going up around 13.00 h.  
We follow our tour after lunch around 14.00 h.



*Jomblang cave is a vertical cave with dense ancient forest below.*

*A 300 meter alley with its beautiful natural ornament will bring you to the edge of Gua Grubug (Grubug Cave), a place where you can see light from heaven. To enter Jomblang cave, we need to master single rope technique (SRT). Everyone who wish to do caving in this place should use special equipments based on the caving safety standard in a vertical cave and should also be accompanied by the experienced caving trainers.*

*This is a real nature and sportive adventure, a tour from about 2 hours drive from Alamanda and take about 2/3 hours the adventure! You can see the most beautiful light inside the cave, HEAVEN LIGHT.*

The tracking is done by the local people ,  
and there is a maximum guests a day (75 guests).  
(for every guest that goes down,  
they need minimum 8 men, to help to pull the lines)



*Entrance Fee; for the Jomblang cave is Rp 500.000 30 € 35 \$.  
incl lunch for this 4-5 hour adventure*

*This tour normally combine with visit the white sand beaches  
or the other cave Pintul tour , but see also our other blocks in the area*



## HANG ON A TREAD ON 'CABLE CART' AT TIMANG

For Timang is the some story, as for Jombang Cave  
Because very populair on internet, every one like to go  
But **ONLY 1 PERSON** can go on the bridge,  
our in the Gondola It means long waiting times,  
and by HIGH WAVES it is closed!

*Timang island is a small island. You have to across ocean to get there.  
It is adrenaline challenge and best experience in whole your life.  
Usually fisherman across to the island to catch lobster using a trap.  
Sometimes it become favorite place for fishing.  
But, to get here you have to collect all your courage to across the ocean.  
This place quiet isolated, not much tourist visit here cause the way so rocky.  
So last part you have to do by jeep ( fee around 300.000 rp.)  
Even, for local tourist. Not much of them have visit this island.*

*It is a best place if you're an adrenaline junkie.  
You should trying GONDOLA at TIMANG ISLAND.  
This "crazy & dangerous" Gondola is very traditional (Old school).  
Trying Gondola at Timang island can lift up your adrenaline.  
You'll love to try your courage by crossing onto Watu Panjang Island  
on a wooden 'cable cart' tied together on pulleys that are not made  
with the usual steel cables, but with fabric rope!*


*There is another attraction, which also a swing kabel birge to the island.  
It is so challanging because it will not easy to do  
if there is the strong ocean wind.*

### FIRST THING YOU SHOULD KNOW!

The gondola is a simple wooden box equipped with several pulleys and nine ropes with no warranties; no one can guarantee that the rope will not break or that the gondola is not worn out.  
The gut-challenging gondolas are the only means of transportation used by the lobster collectors to take them from the coral hills at Timang Beach to the neighboring Watu Panjang Island.  
However, since the last years, many tourists have come to have a try on the sensation of danger of riding on a gondola.  
The view served at Watu Panjang Island is of incomparable charm.  
The lines of the Southern beaches, from Krakal Beach to the twin Turtle Island at Nglambor Beach, can be seen clearly.

*Rent Jeep, to go last part to Timang's activity  
who are around Rp 300.000 for 15 minutes go up and down  
\*Bridge and Cable cart are separate activities\* around 250.000 a person.*

*This tour normally combine with visit the white sand beaches or the cave Pintul tour*





## TOUR 18

½ Day


## VISIT THE HILLS OF IMOIRI AREA



Here you can enjoy the *great view, fruit plantation* and the adventure (if you like sport activities). Sitting on top of a hill in Imogiri wilderness lies the Mangunan Fruit Garden.

After a *short hike up Mangunan*, you will reach a terrace on top of hill. Here you can see the *breathtaking panorama* of surrounding hills and the Oyo river. The best time to visit is at dawn when the clouds still appear below where you would be standing. As the rising sun shoots beams of light through cracks and holes in the clouds – it's picture perfect!

Visitors can also bring back a variety of fruits picked right from the trees in the gardens for a reasonable price.



## PINE FOREST

This pine forest located in Imogiri area and close to the beach area. Imogiri Pine Forest offers exotic beauty of hundreds of towering pine tree. This forest will become *famous reddish brown color* of the soil, the air is fresh, cool wind, and the sun peeking in between tree clawing the sky.

Destinations begun to attract local teens at the beginning of this year, and since then this destination has attracted a lot of travelers, both travelers from Yogyakarta or from outside Yogyakarta. Our guest usually spend 1 hour for this tour.



Entrance Fee; Pine Forest Rp 25.000 € 2 \$ 2 per person

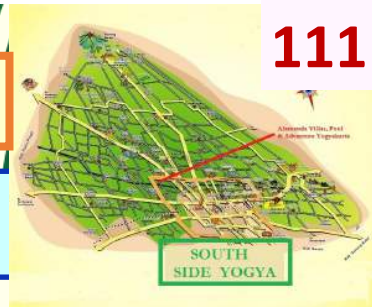
It can be done if you combine with other tour in South Yogyakarta areara





# VISIT THE IMOGIRI KINGS CEMETERY

Can be done in combine with other tours in Imogiri area ,  
Pine Forest, Bukit Bintang ( viewing point) IJO Temple 1000 m above sea



ONLY MONDAY MORNING & FRIDAY AFTERNOON

*Imogiri is the official cemetery of the royal descendents from Yogyakarta and Surakarta.*

*This cemetery located on a beautiful hill about 12 km from Yogyakarta. The royal graveyard is reachable by 345 stone steps leading to it.*

*Imogiri is about 17 km Southeast of Yogyakarta.*

*The tombs are built within three main courtyards.*

*This Graveyard is the tomb of Sultan Agung Hanyokrokusumo, the third king of the Islamic Mataram Kingdom.*



The fee for entrée the Imogiri King Cemetery  
& rent Java costume, ( not aloud without! ) is 30.000 pers.





## Block to combine East Yogyakarta

### RELEASE YOUR INNER AQUAMAN: UMBUL PONGGOK

Fun for the Younger one's  
About 1 hour drive from Alamanda villas

*At first sight, the rectangular pool of the Umbul Ponggok might look just like a regular public pool, only slightly oversized. But if you stare deeper into the water (literally), you will be in for a surprise.*

*The sand and boulders that cover the floor of the Umbul Ponggok are brought to life by many strange props and a kaleidoscope of freshwater fish. Rent a snorkeling kit and swim with a school of fish. Or better yet, rent an underwater camera or get someone to take underwater pictures for you. Remember to bring your own unique props or costumes for even more outlandish pictures!*

*Fun and exiting for our Young Guests. ( selfies!)*

*It is in Klaten about 1,5 hour drive from Alamanda villa's.*

#### Umbul Ponggok

Entrance Fee; ± Rp 20.000 € 1,25 \$ 1,50 per person

*Can be done in combination with the Prambanan Temple, Klaten Sugar factory, that also have a Kids fun park ( small), OUR Klaten Country tour.*

*The hinterland of the Klaten sugar factory / Prambanan temple is completely different to that of Alamanda.*

*This is the area of the tobacco plantations, tobacco dry sanding, building stone bakeries, chicken farms, and landscape with many contrasts, flat with spontaneous small mountains, and always in the background the volcano Merapie and the mountains on the coast.*

*The distances are not big, but we make a lot of stops, to view everything from close up.*

*Depending on your wishes, the trip is 2 to 3 hours.*





2 full day's 1 night

## HIKING THE MERBABU(OLD) VOLCANO

A trip for medium experience hikers with a good condition and spirit! you need good shoes, and some warm cloth because the top is 3 km high and cool in the night!



08.00 a.m.

*We will go at 09.00 and have 2 hour drive to Guesthouse in village*

*There are a short rest and meeting with your guide for the hike.*

*12.30 we start from the guesthouse to the Basecamp, by local transportation.*

*13.00 Start Trekking to the camping area.*

*Around 18.30 simple but nice dinner.*

*After sleep till around 03.30 am ( at the camping!)*

*04.00 start trekking to the top of the MERBABU volcano.*

*At 05.15 we will be at the top to see the sunset.*

*Weith wonderfull impressions, super photo's we start to go down hill back to the Camping.*

*07.30 a nice breakfast. ( you will be hungry!)*

*08.30 going down hill to the Basecamp*

*11.30 arriving basecamp and by local transport back to guesthouse.*

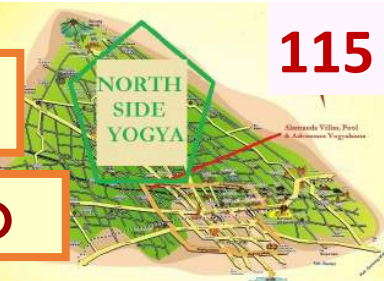
*12.30 Depart back to Yogyakarta.*

*Some times more groups will be do the same climb.*

*But all of them have there own Guide who is continue to contact with the mountain secure post .*

*The weather is something that you can't plan, every site of the volcano has mostly different weather.*

*But the best season time to climb is April till October.*



For the climb himself , 2 day's and 1 night for 2 person = 1.400.000 Rp a person. € 86 / \$ 98

Including: proffesional guide , Porter (1) , Entrance tickets, Dinner, Breakfast, Camping

Amenities ( Tent, Sleppingbag) Trekking amenities (headlight, Gloves, Trekkingpoll)

Transport from Guesthouse to basecamp and back

*(Can also be done as an 1 full night like the Merapi climb! )*

Alamanda support you with; water and snacks for on the way.

If more than 2 person we always go with extra porters for your safety, they have radio contact with base-camp!







# Our Info books

All over the world things have changed after the pandemic,  
also here in Indonesia.

This means that the information in this book  
is not always completely up to date.

**We updated this travel book in June 2023**

Since 2020, local tourism in Indonesia has boomed, so here and there the peace and prices have changed. Especially on weekends it can be very busy at the top attractions.

We will therefore be happy to help you make your choices when you are here!

**Don't worry our team is super super flexible!**

***Nothing has to be done, everything can be adapted and changed, right away.***

Even if in the evening you say tomorrow we will go there,  
but in the morning you don't feel like it, just enjoy our location,  
and maybe more sense the next day!

In Indonesian it is called Pelan Pelan which means step by step,  
and the word tomorrow is Besok which means everything after today also in 100 years!

ps. we appreciate it if you visit our cozy location and stay there, but you already know in advance that you are NOT using our tour service, that you report this.

*(some of our guests have family in the area, others have already booked elsewhere, a few problems. but it is nice to know that our guide/driver does not have to be on standby for you!)*

**Yogyakarta is the cultural city of Indonesia**

But it is also an important part of Indonesia's history,  
in August 17 - 1945 independence was proclaimed here,  
and Yogyakarta the capital of Indonesia.

Places like the Kraton, the Presidential Palace  
and the Bank of Indonesia.

Are therefore national monuments that are well maintained.

There are the most museums in Indonesia, 87 in total.

*(Museums throughout Indonesia are closed on Mondays!)*

It is the city of Batik, Handicrafts, Delicious food,  
and old-fashioned Indonesian coziness.

But also a wonderful mix of modern times, if you need it.

Here are top very modern Hospitals, Malls, modern Cinemas with  
English movies, Restaurants from all parts of the world, Western  
Supermarkets. (yes itself AH, and Walmart!)

A beautiful new international airport YIA, so you can easily avoid busy Jakarta!!

In short, being here 365 days a year is still far too short to see and enjoy everything.

**(We are therefore happy that more and more of our guests for 2, 3 and even 6 months stay come back to enjoy Yogyakarta, in the wintertime)**

